

FORM NO. 10BB

[See rule 16CC]


Audit report under section 10(23C) of the Income-tax Act, 1961, in the case of any fund or trust or institution or any university or other educational institution or any hospital or other medical institution referred to in sub-clause (iv) or sub-clause (v) or sub-clause (vi) or sub-clause (via) of section 10(23C).

- (i) We have examined the Balance Sheet as at **31/03/2016** and the Income and Expenditure or Profit and Loss Account for the year ended on that date attached herewith of **Public Health Resource Society**, AAAAP8517G (name and PAN of fund or trust or institution or any university or other educational institution or any hospital or other medical institution).
- (ii) We certify that the Balance Sheet and the Income and Expenditure Account or Profit and Loss Account are in agreement with the books of account maintained by the head office at **C-14, GROUND FLOOR, HAUZ KHAS, DELHI** and 4 branches.
- (iii) Subject to comments below
- (a) We have obtained all the information and explanations which to the best of our knowledge and belief were necessary for the purpose of the audit.
- (b) In our opinion, proper books of account have been kept by the head office and branches of the above-named fund, or trust, or institution or any university or other educational institution or any hospital or other medical institution so far as appears from our examination of the books of account.
- (c) In our opinion and to the best of our information and according to the information given to us, the said accounts read with notes thereon, if any, give a true and fair view -
- (1) In the case of the Balance Sheet, of the state of affairs of the above-named fund, or trust, or institution or any university or other educational institution or any hospital or other medical institution as at **31/03/2016** and
- (2) In the case of Income and Expenditure Account or Profit and Loss Account, surplus or deficit or profit or loss for the year ended on that date.

The prescribed particulars are annexed herewith:

Place **NEW DELHI**
Date **29/09/2016**

Name **SANJEEVA NARAYAN**
Membership No. **084205**
FRN (Firm Registration Number) **000497N**
Address **103, PRATAP BHAWAN, BAHADUR SHAH ZAFAR MARG, NEW DELHI- 110002**



Comments

ANNEXURE
Statement of particulars
PART A
GENERAL

1.	Name of the fund or trust or institution or any university or other educational institution or any hospital or other medical institution.	Public Health Resource Society
2.	Address	
	Plot No. / Block No.	C-14,
	Name of premises/ Building/ Village	GROUND FLOOR
	Road/ Street /Post Office	
	Area/ Locality	HAUZ KHAS
	Town/ City / District	NEW DELHI
	State	DELHI
	Pin Code	110016
3.	Permanent Account Number	AAAAP8517G
4.	Assessment Year	2016 - 17
5.	Sub-clause of section 10(23C) under which the fund or trust or institution or any university or other educational institution or any hospital or other medical institution is seeking exemption.	(iv)
6.	Number and date of notification/approval of the fund or trust or institution or any university or other educational institution or any hospital or other medical institution.	
	Number of notification /approval	Date of notification/approval
	DGIT(E)/10(23C)(iv)/2010-11/673	2010-09-06

PART B -



APPLICATION OF INCOME FOR CHARITABLE OR RELIGIOUS OR EDUCATIONAL OR PHILANTHROPIC PURPOSES

7.	Nature of charitable/ religious/ educational/ philanthropic activity [as referred to in sub-clauses (iv),(v),(vi) or (via) of section 10(23C)]	Contributing and strengthening the efforts directed toward shealth for all
8.	Total income of the previous year of the fund or trust or institution or any university or other educational institution or any hospital or other medical institution (₹)	33556645
9.	Amount of income of the previous year applied during the year wholly and exclusively to the objects for which it is established (₹)	25674139
10.	Amount of income of the previous year accumulated for application, wholly and exclusively, to the objects for which it is established, to the extent it does not exceed 15% of income of that year. (₹)	5033497
11.	Amount of income, exceeding 15% of income of the year, accumulated in accordance with clause (a) of the third proviso to section 10(23C). (₹)	2849010
12.	(a) Whether, during the previous year, any part of the income, not exceeding 15% of income accumulated in any earlier year, was applied for purposes other than to the objects for which it is established or has ceased to be accumulated for application thereto?	No
	(b) If the answer to (a) above is 'yes', then give details of income so applied or ceased to be so accumulated	
13.	(a) Whether, during the previous year, any part of the income of any earlier year exceeding 15% of the income, that was accumulated in accordance with clause (a) of the third proviso to section 10(23C) in that year, was applied for purposes other than to the objects for which it is established or has ceased to be accumulated for application thereto?	No
	(b) If the answer to (a) above is 'yes', then give details of income so applied or ceased to be so accumulated	
14.	(a) Whether, during the previous year, any part of the income of any earlier year exceeding 15% of the income, that was accumulated in accordance with clause (a) of the third proviso to section 10(23C) in that year, was not utilised for purposes for which it was accumulated during the period for which it was to be accumulated?	No
	(b) If the answer to (a) above is 'yes', then give details thereof, together with amount of income not so utilised.	

**PART C -
OTHER INFORMATION**

15.	(a) Whether any funds, other than the assets or voluntary contributions referred to in clause (b) of the third proviso to section 10(23C), were invested or deposited for any period during the previous year, otherwise than in the forms and modes specified in sub-section (5) of section 11.	No
	(b)	
16.	In relation to any income being profits and gains of business, -	
	(a) whether the business was incidental to the attainment of the objectives of the fund or trust or institution or university or other educational institution or hospital or other medical institution?	Not Applicable
	(b) whether separate books of account were maintained in respect of such business?	Not Applicable
	(c) if the answer to (a) and/or (b) above is 'no', then state the amount of such income. (₹)	
17.	(a) whether during the previous year, any part of the accumulated income was paid or credited to any trust or institution registered under section 12AA or to any fund or trust or institution or any university or other educational institution or any hospital or other medical institution referred to in sub-clause (iv) or sub-clause	No



	(v) or sub-clause (vi) or sub-clause (via) of clause (23C) of section 10?	
	(b) if the answer to (a) above is 'yes', then give details thereof, together with the amount of income so paid or credited.	
18	(a) Whether any voluntary contribution, other than voluntary contribution in cash or voluntary contribution of the nature referred to in clause (b) of the third proviso to section 10(23C), was held during the previous year, otherwise than in any of the forms or modes specified in sub-section (5) of section 11, after the expiry of one year from the end of the previous year in which such voluntary contribution was received?	No
	(b) if the answer to (a) above is 'yes', then give details thereof, including the amount of such voluntary contribution.	
19	(a) whether any anonymous donation referred to in section 115 BBC was received during the year? (See notes 2 & 3)	No
	(b) if the answer to (a) above is 'yes', then state the amount of such anonymous donation. (₹)	

Place **NEW DELHI**
Date **29/09/2016**

Name **SANJEVNA NARAYAN**
Membership No. **084205**
FRN (Firm Registration Number) **000497N**
Address **103, PRATAP BHAWAN, BAHADUR SHAH ZAFAR MARG, NEW DELHI- 110002**



Form Filing Details	
Revision/Original	Original

INCOME TAX DEPARTMENT

FORM NO. 10B

[See rule 17B]

Audit report under section 12A(b) of the Income-tax Act, 1961, in the case of charitable or religious trusts or institutions

We have examined the balance sheet of **Public Health Resource Society**, **AAAAAP8517G** [name and PAN of the trust or institution] as at **31/03/2016** and the Profit and loss account for the year ended on that date which are in agreement with the books of account maintained by the said trust or institution.

We have obtained all the information and explanations which to the best of **our** knowledge and belief were necessary for the purposes of the audit. In **our** opinion, proper books of account have been kept by the head office and the branches of the abovenamed **trust** visited by **us** so far as appears from **our** examination of the books, and proper Returns adequate for the purposes of audit have been received from branches not visited by **us**, subject to the comments given below:

In **our** opinion and to the best of **our** information, and according to information given to **us**, the said accounts give a true and fair view-

(i) in the case of the balance sheet, of the state of affairs of the above named **trust** as at **31/03/2016** and



(ii) in the case of the profit and loss account, of the profit or loss of its accounting year ending on **31/03/2016**

The prescribed particulars are annexed hereto.

Place **NEW DELHI**

Date **29/09/2016**

Name
Membership Number
FRN (Firm Registration Number)
Address



SANJIV NARAYAN
084205
000497N
103, PRATAP BAHWAN, BAH
ADUR SHAH ZAFAR MARG,
NEW DELHI- 110002

ANNEXURE

Statement of particulars

I. APPLICATION OF INCOME FOR CHARITABLE OR RELIGIOUS PURPOSES

1.	Amount of income of the previous year applied to charitable or religious purposes in India during that year (₹)		777407
2.	Whether the trust has exercised the option under clause (2) of the Explanation to section 11(1) ? If so, the details of the amount of income deemed to have been applied to charitable or religious purposes in India during the previous year (₹)	No	
3.	Amount of income finally set apart for application to charitable or religious purposes, to the extent it does not exceed 15 per cent of the income derived from property held under trust wholly for such purposes. (₹)	No	
4.	Amount of income eligible for exemption under section 11(1)(c) (Give details)	No	
5.	Amount of income, in addition to the amount referred to in item 3 above, accumulated or set apart for specified purposes under section 11(2) (₹)		0
6.	Whether the amount of income mentioned in item 5 above has been invested or deposited in the manner laid down in section 11(2)(b) ? If so, the details thereof.	No	
7.	Whether any part of the income in respect of which an option was exercised under clause (2) of the Explanation to section 11(1) in any earlier year is deemed to be income of the previous year under section 11(1B) ? If so, the details thereof (₹)	No	
8.	Whether, during the previous year, any part of income accumulated or set apart for specified purposes under section 11(2) in any earlier year-		
(a)	has been applied for purposes other than charitable or religious purposes or has ceased to be accumulated or set apart for application thereto, or	No	
(b)	has ceased to remain invested in any security referred to in section 11(2)(b)(i) or deposited in any account referred to in section 11(2)(b)(ii) or section 11(2)(b)(iii), or	No	
(c)	has not been utilised for purposes for which it was accumulated or set apart during the period for which	No	



it was to be accumulated or set apart, or in the year immediately following the expiry thereof? If so, the details thereof

II. APPLICATION OR USE OF INCOME OR PROPERTY FOR THE BENEFIT OF PERSONS REFERRED TO IN SECTION 13(3)


1.	Whether any part of the income or property of the trust was lent, or continues to be lent, in the previous year to any person referred to in section 13(3) (hereinafter referred to in this Annexure as such person)? If so, give details of the amount, rate of interest charged and the nature of security, if any.	No
2.	Whether any part of the income or property of the trust was made, or continued to be made, available for the use of any such person during the previous year? If so, give details of the property and the amount of rent or compensation charged, if any.	No
3.	Whether any payment was made to any such person during the previous year by way of salary, allowance or otherwise? If so, give details	Yes
	Details	Amount(₹)
	SALARY & CONSULTANCY TO BOARD MEMBERS	3404289
4.	Whether the services of the trust were made available to any such person during the previous year? If so, give details thereof together with remuneration or compensation received, if any	No
5.	Whether any share, security or other property was purchased by or on behalf of the trust during the previous year from any such person? If so, give details thereof together with the consideration paid	No
6.	Whether any share, security or other property was sold by or on behalf of the trust during the previous year to any such person? If so, give details thereof together with the consideration received	No
7.	Whether any income or property of the trust was diverted during the previous year in favour of any such person? If so, give details thereof together with the amount of income or value of property so diverted	No
8.	Whether the income or property of the trust was used or applied during the previous year for the benefit of any such person in any other manner? If so, give details	No

III. INVESTMENTS HELD AT ANY TIME DURING THE PREVIOUS YEAR(S) IN CONCERNS IN WHICH PERSONS REFERRED TO IN SECTION 13(3) HAVE A SUBSTANTIAL INTEREST

S. No	Name and address of the concern	Where the concern is a company, number and class of shares held	Nominal value of the investment(₹)	Income from the investment(₹)	Whether the amount in col. 4 exceeded 5 per cent of the capital of the concern during the previous year say, Yes/No
	Total				

Place **NEW DELHI**
Date **29/09/2016**

Name
Membership Number
FRN (Firm Registration Number)
Address


SANJEEVA NARAYAN
084205
000497N
103, PRATAP BAHWAN, BAH
ADUR SHAH ZAFAR MARG,
NEW DELHI- 110002

Form Filing Details

Revision/Original Original

Public Health Resource Society

C-14, Ground Floor, Hauz Khas, New Delhi - 110016

ASSESSMENT YEAR 2016-2017


PAN : AAAAP8517G aaaap8517g16052008
CHARITABLE SOCIETY

COMPUTATION OF INCOME

INCOME FROM OTHER SOURCES

GROSS INCOME [AS PER INCOME & EXPENDITURE ACCOUNT]			6,82,003
ADD:			
INCOME TAX	2,36,365		
PRIOR PERIO EXPENSES	42,513		
INTEREST ON TDS	<u>1,561</u>		2,80,439
LESS :			
AMOUNT APPLIED TO CHARITABLE & RELIGIOUS PURPOSES IN INDIA DURING PREVIOUS YEAR [AS PER REPORT ON FORM No. 10B]			<u>10,57,846</u> 7,77,407
			(95,404)
LESS :			
INCOME ACCUMULATED OR SET APART U/S 11 (1)(a) FOR APPLICATION TO CHARITABLE OR RELIGIOUS PURPOSES			-
		NET INCOME	<u>(95,404)</u>
		Say	(95,400)
TAX ON INCOME	(95,400)	-	
ADD : EDUCATION CESS		<u>-</u>	
ADD:			
INTEREST U/S 234B	-	-	
INTEREST U/S 234C	<u>-</u>	-	
TDS PAID		13,249	
TAX PAYABLE/ (REFUNDABLE)		<u>(13,250)</u>	

For Public Health Resource Society


SECRETARY
PUBLIC HEALTH RESOURCE SOCIETY

Working of Form 10BB

Opening Balance 0


Total Grant received 3,35,56,645
3,35,56,645

Total Expenditure 2,56,24,139

Total Assets purchased 50,000
2,56,74,139

Amount utilised from current
year Grant 2,56,74,139

Less: 15% of Grant 50,33,497
Balance 28,49,010



SECRETARY
PUBLIC HEALTH RESOURCE SOCIETY

Public Health Resource Society

C-14, Ground Floor, Hauz Khas, New Delhi - 110016

Statement of Affairs as on 31.03.2016

Particulars	Schedule Nos	Amount in ₹					
		Figures at the end of financial year 2015-2016			Figures at the end of financial year 2014-2015		
		Domestic (PHRS + Project)	Project - FCRA	Total	Domestic (PHRS + Project)	Project - FCRA	Total
LIABILITIES							
Corpus	X	3,000	-	3,000	-	-	-
Reserve and Surplus							
Opening Balance		55,31,042	-	55,31,042	31,44,338	-	31,44,338
Add: Transfer from un-utilized fund		-	1,22,433	1,22,433	37,34,102	-	37,34,102
Less: Excess of Expenditure Over Income (As per Statement I & E Annexed)	I & E	(3,75,843)	-	(3,75,843)	(12,50,045)	-	(12,50,045)
Less: Depreciation during the year	I	(84,357)	-	(84,357)	(97,353)	-	(97,353)
Assets fund transfer from NSF							
Opening Balance		31,987	-	31,987	39,805	-	39,805
Add: Addition during the year	I	-	-	-	-	-	-
Less: Depreciation during the year	I	(4,921)	-	(4,921)	(7,818)	-	(7,818)
Assets fund transfer from SDTT / JTT							
Opening Balance		3,27,061	-	3,27,061	4,15,427	-	4,15,427
Add: Addition during the year	I	-	-	-	50,400	-	50,400
Less: Depreciation during the year	I	(81,793)	-	(81,793)	(1,38,766)	-	(1,38,766)
Assets fund transfer from PRADAN							
Opening Balance		-	1,53,046	1,53,046	-	-	-
Add: Addition during the year	I	-	-	-	-	2,18,637	2,18,637
Less: Depreciation during the year	I	-	(91,828)	(91,828)	-	(65,591)	(65,591)
Assets fund transfer from ThoughtWorks							
Opening Balance		-	-	-	-	-	-
Add: Addition during the year	I	-	50,000	50,000	-	-	-
Less: Depreciation during the year	I	-	(15,000)	(15,000)	-	-	-
Unutilized Fund at the end of year (As per Statement I&E Annexed)	I & E	1,58,07,352	6,90,449	1,64,97,801	66,52,771	19,97,939	86,50,710
Outstanding Expenses	II	8,50,273	9,41,310	17,91,583	7,64,962	2,75,319	10,40,281
Sundry Creditors	III	2,23,206	2,33,436	4,56,642	59,033	-	59,033
Total Liabilities		2,22,27,007	20,83,846	2,43,10,853	1,33,66,856	24,26,304	1,57,93,160
ASSETS							
Fixed Assets							
Gross Block	I	9,76,883	2,03,046	11,79,929	11,63,229	2,18,637	13,81,866
Less: Accumulated Depreciation	I	(1,71,071)	(1,06,828)	(2,77,899)	(2,43,937)	(65,591)	(3,09,528)
Land							
Building under Construction		18,16,000	-	18,16,000	14,16,000	-	14,16,000
Investments	IV	4,00,000	-	4,00,000	20,00,000	-	20,00,000
Current Assets & Loan and Advances							
Loans & Advances (Assets)	V	7,76,854	12,39,679	20,16,533	17,88,948	31,697	18,20,645
Sundry Debtors	VI	44,572	-	44,572	44,572	-	44,572
Cash & Bank Balances	VII	1,83,83,769	7,47,949	1,91,31,718	71,98,044	22,41,561	94,39,605
Total Assets		2,22,27,007	20,83,846	2,43,10,853	1,33,66,856	24,26,304	1,57,93,160


IN TERMS OF OUR REPORT OF EVEN DATE

FOR ASHWANI & ASSOCIATES
CHARTERD ACCOUNTANTS
(FRN : 000497N)



(SANJEEVA NARAYAN)
PARTNER
M.No. 084205
Place : New Delhi
Date: 30-09-2016

FOR PUBLIC HEALTH RESOURCE SOCIETY


 (GANAPATHY MURUGAN)
 SECRETARY
 PUBLIC HEALTH RESOURCE SOCIETY

Public Health Resource Society


C-14, Ground Floor, Hauz Khas, New Delhi - 110016

Income and Expenditure Account as on 31.03.2016


Particulars	Schedule Nos	Amount in ₹							
		Figures at the end of financial year 2015-2016				Figures at the end of financial year 2014-2015			
		Domestic		Project - FCRA	Total	Domestic		Project - FCRA	Total
		Other / PHRS	Project - Domestic			Other / PHRS	Project - Domestic		
INCOME									
Unutilized Grant at the Beginning		-	86,50,710	19,97,939	1,06,48,649	-	1,54,91,681	-	1,54,91,681
Grant-in-Aid	VIII	-	2,68,55,251	62,69,999	3,31,25,250	-	1,36,04,841	55,79,468	1,91,84,309
Indirect Income	IX	6,82,003	2,99,155	82,240	10,63,398	7,31,082	-	19,415	7,50,497
Excess of Expenditure over Income / Deficit		3,75,843	-	-	3,75,843	12,50,045	-	-	12,50,045
TOTAL		10,57,846	3,58,05,116	83,50,178	4,52,13,140	19,81,127	2,90,96,522	55,98,883	3,66,76,532
EXPENDITURES									
Expenses - State Health Society / ARC	XI	-	22,19,179	-	22,19,179	-	18,96,525	-	18,96,525
Expense - Capacity Building of Civil Society Health Advocate (NSF)	XII	-	40,433	-	40,433	-	6,07,567	-	6,07,567
Expenses - Action Against Malnutrition	XIII	-	1,49,30,420	-	1,49,30,420	-	1,42,52,543	-	1,42,52,543
Expenses - Save the Children		-	-	-	-	-	12,39,611	-	12,39,611
Expense - PHRS	XIV	10,57,846	-	-	10,57,846	19,81,127	-	-	19,81,127
Expenses - Maternal Health and Newborn Care in the State of Chhattisgarh		-	-	-	-	-	7,13,403	-	7,13,403
Expenses - Social Accountability of Private Sector in Chhattisgarh (Oxfam India)	XV	-	-	7,57,495	7,57,495	-	-	8,58,485	8,58,485
Expenses - PoWER (PRADAN)	XVI	-	-	33,52,262	33,52,262	-	-	19,52,790	19,52,790
Expenses - Contribution of Civil Society to Health for All (M3M)	XVII	-	-	4,70,911	4,70,911	-	-	690	690
Expenses - POSHAN (IFPRI)	XVIII	-	-	10,83,433	10,83,433	-	-	7,88,979	7,88,979
Expenses - NFI	XIX	-	-	1,70,751	1,70,751	-	-	-	-
Expenses - ThoughtWorks	XX	-	-	8,44,239	8,44,239	-	-	-	-
Expenses - PPP	XXII	-	-	9,44,481	9,44,481	-	-	-	-
Expenses - sree chitra	XXI	-	-	742	742	-	-	-	-
Expenses - NHRC-JSA Public Hearing	XXIII	-	8,09,793	-	-	-	-	-	-
Transfer against unutilised grant		-	-	35,415	35,415	-	-	-	-
Transfer to General Reserve		-	-	-	-	-	37,34,102	-	37,34,102
Unutilized Grant at the end		-	1,78,05,291	6,90,449	1,84,95,740	-	66,52,771	19,97,939	86,50,710
Total		10,57,846	3,58,05,116	83,50,178	4,44,03,347	19,81,127	2,90,96,522	55,98,883	3,66,76,532

IN TERMS OF OUR REPORT OF EVEN DATE

FOR ASHWANI & ASSOCIATES
CHARTERED ACCOUNTANTS
(FRN : 000497N)


(SANDEEVA NARAYAN)
PARTNER
M.No. 084205
Place : New Delhi
Date: 30-09-2016

FOR PUBLIC HEALTH RESOURCE SOCIETY


(GANAPATHY MURUGAN)
(SECRETARY)
SECRETARY
PUBLIC HEALTH RESOURCE SOCIETY

Public Health Resource Society

C-14, Ground Floor, Hauz Khas, New Delhi - 110016

Receipts and Payments Account as on 31.03.2016

Particulars	Schedule Nos	Amount in ₹					
		Figures at the end of financial year 2015-2016			Figures at the end of financial year 2014-2015		
		Domestic (PHRS + Project)	FCRA	Total	Domestic (PHRS + Project)	FCRA	Total
RECEIPTS							
Opening Balance - Cash and Bank		71,98,044	22,41,561	94,39,605	1,33,12,386	-	1,33,12,386
Grant-in-Aid	VIII	2,68,55,251	62,69,999	3,31,25,250	1,36,04,841	55,79,468	1,91,84,309
Indirect Income	IX	9,84,158	82,240	10,66,398	7,31,082	19,415	7,50,497
Recover from Unutilised fund			1,22,433	1,22,433			
Fund Received for Fixed Assets from Funder			50,000	50,000	50,400	2,18,637	2,69,037
Sundry Creditor	III	1,64,173	2,33,436	3,97,609	57,033	-	57,033
Outstanding Expenses	II	85,311	6,65,991	7,51,302	3,60,555	2,75,319	6,35,874
TOTAL		3,52,86,937	96,65,660	4,49,52,597	2,81,16,297	60,92,839	3,42,09,136
PAYMENTS							
Expenses - State Health Society / ARC	XI	22,19,179	-	22,19,179	18,96,525	-	18,96,525
Expense - Capacity Building ,of Civil Society Health Advocate (NSF)	XII	40,433	-	40,433	6,07,567	-	6,07,567
Expenses - Action Against Malnutrition	XIII	1,49,30,420	-	1,49,30,420	1,42,52,543	-	1,42,52,543
Expenses - Save the Children		-	-	-	12,39,611	-	12,39,611
Expense - PHRS	XIV	10,57,846	-	10,57,846	19,81,127	-	19,81,127
Expenses - NHRC-JSA Public Hearing	XXIII	8,09,793	-	8,09,793	-	-	-
Expenses - Maternal Health and Newborn Care in the State of Chhattisgarh		-	-	-	7,13,403	-	7,13,403
Expenses - Social Accountability of Private Sector in Chhattisgarh (Oxfam India)	XV	-	7,57,495	7,57,495	-	8,58,485	8,58,485
Expenses - PoWER (PRADAN)	XVI	-	33,52,262	33,52,262	-	19,52,790	19,52,790
Expenses - Contribution of Civil Society to Health for All (M3M)	XVII	-	4,70,911	4,70,911	-	690	690
Expenses - POSHAN (IFPRI)	XVIII	-	10,83,433	10,83,433	-	7,88,979	7,88,979
Expenses - NFI	XIX	-	1,70,751	1,70,751	-	-	-
Expenses - Thoughtworks Technologies India Pvt Ltd	XX	-	8,44,239	8,44,239	-	-	-
Expenses - PPP	XXII	-	9,44,481	9,44,481	-	-	-
Expenses - Sree Chitra	XXI	-	742	742	-	-	-
Investments		(16,00,000)	-	(16,00,000)	2,00,000	-	2,00,000
Sundry Debtors		-	-	-	(3,93,600)	-	(3,93,600)
Transfer Agasint Unutilised Fund			35,415	35,415			
Loan and Advances (Assets)		(10,12,094)	12,07,982	1,95,888	2,72,483	31,697	3,04,180
Fixed Assets - Additions	I	4,57,591	50,000	5,07,591	1,48,594	2,18,637	3,67,231
Closing Balance - Cash and Bank		1,83,83,769	7,47,949	1,91,31,718	71,98,044	22,41,561	94,39,605
Total		3,52,86,937	96,65,660	4,49,52,597	2,81,16,297	60,92,839	3,42,09,136

IN TERMS OF OUR REPORT OF EVEN DATE

FOR ASHWANI & ASSOCIATES
CHARTERED ACCOUNTANTS
(FRN : 000497N)

(SANJEEVA NARAYAN)
PARTNER
M.No. 084205
Place : New Delhi
Date: 30-09-2016

FOR PUBLIC HEALTH RESOURCE SOCIETY

(G. VAPATHY MURUGAN)
(SECRETARY)

SECRETARY
PUBLIC HEALTH RESOURCE SOC

Public Health Resource Society

C-14, Ground Floor, Hauz Khas, New Delhi - 110016

Receipts and Payments Account as on 31.03.2016

Particulars	Schedule Nos	Amount in ₹					
		Figures at the end of financial year 2015-2016			Figures at the end of financial year 2014-2015		
		Domestic (PHRS + Project)	FCRA	Total	Domestic (PHRS + Project)	FCRA	Total
RECEIPTS							
Opening Balance - Cash and Bank		71,98,044	22,41,561	94,39,605	1,33,12,386	-	1,33,12,386
Grant-in-Aid	VIII	2,68,55,251	62,69,999	3,31,25,250	1,36,04,841	55,79,468	1,91,84,309
Indirect Income	IX	9,84,158	82,240	10,66,398	7,31,082	19,415	7,50,497
Recover from Unutilised fund			1,22,433	1,22,433			
Fund Received for Fixed Assets from Funder		-	50,000	50,000	50,400	2,18,637	2,69,037
Sundry Creditor	III	1,64,173	2,33,436	3,97,609	57,033	-	57,033
Outstanding Expenses	II	85,311	6,65,991	7,51,302	3,60,555	2,75,319	6,35,874
TOTAL		3,52,86,937	96,65,660	4,49,52,597	2,81,16,297	60,92,839	3,42,09,136
PAYMENTS							
Expenses - State Health Society / ARC	XI	22,19,179	-	22,19,179	18,96,525	-	18,96,525
Expense - Capacity Building ,of Civil Society Health Advocate (NSF)	XII	40,433	-	40,433	6,07,567	-	6,07,567
Expenses - Action Against Malnutrition	XIII	1,49,30,420	-	1,49,30,420	1,42,52,543	-	1,42,52,543
Expenses - Save the Children		-	-	-	12,39,611	-	12,39,611
Expense - PHRS	XIV	10,57,846	-	10,57,846	19,81,127	-	19,81,127
Expenses - NHRC-JSA Public Hearing	XXII	8,09,793	-	8,09,793	-	-	-
Expenses - Maternal Health and Newborn Care in the State of Chhattisgarh		-	-	-	7,13,403	-	7,13,403
Expenses - Social Accountability of Private Sector in Chhattisgarh (Oxfam India)	XV	-	7,57,495	7,57,495	-	8,58,485	8,58,485
Expenses - PoWER (PRADAN)	XVI	-	33,52,262	33,52,262	-	19,52,790	19,52,790
Expenses - Contribution of Civil Society to Health for All (M3M)	XVII	-	4,70,911	4,70,911	-	690	690
Expenses - POSHAN (IFPRI)	XVIII	-	10,83,433	10,83,433	-	7,88,979	7,88,979
Expenses - NFI	XIX	-	1,70,751	1,70,751	-	-	-
Expenses - Thoughtworks Technologies India Pvt Ltd	XX	-	8,44,239	8,44,239	-	-	-
Expenses - PPP	XXII	-	9,44,481	9,44,481	-	-	-
Expenses - Sree Chitra	XXI	-	742	742	-	-	-
Investments		(16,00,000)	-	(16,00,000)	2,00,000	-	2,00,000
Sundry Debtors		-	-	-	(3,93,600)	-	(3,93,600)
Transfer Agasint Unutilised Fund		-	35,415	35,415	-	-	-
Loan and Advances (Assets)		(10,12,094)	12,07,982	1,95,888	2,72,483	31,697	3,04,180
Fixed Assets - Additions	I	4,57,591	50,000	5,07,591	1,48,594	2,18,637	3,67,231
Closing Balance - Cash and Bank		1,83,83,769	7,47,949	1,91,31,718	71,98,044	22,41,561	94,39,605
Total		3,52,86,937	96,65,660	4,49,52,597	2,81,16,297	60,92,839	3,42,09,136

IN TERMS OF OUR REPORT OF EVEN DATE

FOR ASHWANI & ASSOCIATES
CHARTERD ACCOUNTANTS
(FRN : 000497N)

(SANJEEVA NARAYAN)
PARTNER
M.No. 084205
Place : New Delhi
Date: 30-09-2016

FOR PUBLIC HEALTH RESOURCE SOCIETY

(GAMAPATHY MURUGAN)
(SECRETARY)

SECRETARY
PUBLIC HEALTH RESOURCE SOCIETY

Public Health Resource Society

C-14, Ground Floor, Hauz Khas, New Delhi - 110016

Schedule for Depreciation as per Income Tax Act from 1st April 2015 to 31st March 2016

Schedule I - Consolidated

(in ₹)

Sl. No.	Assets	Rate	WDV as on 01.04.2015	Addition > 180 Days	Addition < 180 Days	Sale	Total	Depreciation	WDV as on 31.03.2016
1	Computer & Accessories	60%	2,13,726	-	50,000	-	2,63,726	1,43,237	1,20,489
2	Furniture	10%	3,48,943	-	2,630	-	3,51,573	35,026	3,16,547
3	Office Equipments	15%	3,52,399	23,500	-	-	3,75,899	56,385	3,19,514
4	MIS Software	25%	1,57,270	-	31,461	-	1,88,731	43,251	1,45,480
Total			10,72,338	23,500	84,091	0	11,79,929	2,77,899	9,02,030

PHRS

(in ₹)

Sl. No.	Assets	Rate	WDV as on 01.04.2015	Addition > 180 Days	Addition < 180 Days	Sale	Total	Depreciation	WDV as on 31.03.2016
1	Computer & Accessories	60%	10,303	-	-	-	10,303	6,182	4,121
2	Furniture	10%	3,05,534	-	2,630	-	3,08,164	30,685	2,77,479
3	Office Equipments	15%	2,10,699	23,500	-	-	2,34,199	35,130	1,99,069
4	Web Site -PHRS	25%	33,708	-	31,461	-	65,169	12,360	52,809
Total			5,60,244	23,500	34,091	0	6,17,835	84,357	5,33,478

Assets from NSF

(in ₹)

Sl. No.	Assets	Rate	WDV as on 01.04.2015	Addition > 180 Days	Addition < 180 Days	Sale	Total	Depreciation	WDV as on 31.03.2016
1	Computer & Accessories	60%	2,736	-	-	-	2,736	1,642	1,094
2	Furniture	10%	22,171	-	-	-	22,171	2,217	19,954
3	Office Equipments	15%	7,080	-	-	-	7,080	1,062	6,018
Total			31,987	0	0	0	31,987	4,921	27,066

Assets from SDTT / JTT

(in ₹)

Sl. No.	Assets	Rate	WDV as on 01.04.2015	Addition > 180 Days	Addition < 180 Days	Sale	Total	Depreciation	WDV as on 31.03.2016
1	Computer & Accessories	60%	47,641	-	-	-	47,641	28,585	19,056
2	Furniture	10%	21,238	-	-	-	21,238	2,124	19,114
3	Office Equipments	15%	1,34,620	-	-	-	1,34,620	20,193	1,14,427
4	MIS Software	25%	1,23,562	-	-	-	1,23,562	30,891	92,671
Total			3,27,061	0	0	0	3,27,061	81,793	2,45,268

Assets from PRADAN

(in ₹)

Sl. No.	Assets	Rate	WDV as on 01.04.2015	Addition > 180 Days	Addition < 180 Days	Sale	Total	Depreciation	WDV as on 31.03.2016
1	Computer & Accessories	60%	1,53,046	-	-	-	1,53,046	91,828	61,218
Total			1,53,046	0	0	0	1,53,046	91,828	61,218

Assets from ThoughtWorks


(in ₹)

Sl. No.	Assets	Rate	WDV as on 01.04.2015	Addition > 180 Days	Addition < 180 Days	Sale	Total	Depreciation	WDV as on 31.03.2016
1	Computer & Accessories	60%	-	-	50,000	-	50,000	15,000	35,000
Total			0	0	50,000	0	50,000	15,000	35,000

IN TERMS OF OUR REPORT OF EV
FOR ASHWANI & ASSOCIATES
CHARTERD ACCOUNTANTS
(FRN : 000497N)


(SANJEEVA NARAYAN)
PARTNER
M.No. 084205
Place : New Delhi
Date: 30-09-2016

FOR PUBLIC HEALTH RESOURCE SOCIETY


(GANAPATHY MURUGAN)
(SECRETARY)
SECRETARY
PUBLIC HEALTH RESOURCE SOCIETY

Public Health Resource Society

C-14, Ground Floor, Hauz Khas, New Delhi - 110016
Schedules for the period from 1st April 2015 to 31st March 2016

Schedule - II

Outstanding Expenses		(in ₹)		(in ₹)
Sl.No.	Particulars	Domestic	FCRA	TOTAL
1	Payable to JSA for NHRC Public Hearing	3,90,000	-	3,90,000
2	Telephone / Internet / Stationary Payable	2,885	-	2,885
3	Auditor Fee Payable	50,139	64,811	1,14,950
4	Payable to Action Aid Patna	8,075	-	8,075
5	Payable to Koshish Charitable Trust	12,000	-	12,000
6	Payable - 4.1.4 Telephone and Internet Expenses	12,565	-	12,565
7	Water and Electricity - Payable	838	-	838
8	Salary Payable - Master Trainers (ARC)	1,32,784	-	1,32,784
9	TDS Payable	24,856	-	24,856
10	Accounts Support Payable (Oxfam)	-	38,500	38,500
11	Payable - Employee Provident Fund	44,766	14,861	59,627
12	Payable - Expenses under PPP Project	-	2,47,637	2,47,637
13	Payable - Expenses Under PoWER Project	-	18,987	18,987
14	Travel Cost Payable - TW	-	10,445	10,445
15	Payable - Unutilised Fund (Oxfam India)	-	5,46,069	5,46,069
16	National Organising Team (NHRC) - Payable	32,765	-	32,765
17	Honararium - Regional Organiser - Payable	1,38,600	-	1,38,600
Total - Outstanding Expenses		8,50,273	9,41,310	17,91,583

Schedule - III

Sundry Creditor		(in ₹)		(in ₹)
Sl.No.	Particulars	Domestic	FCRA	TOTAL
1	M/s Jindal Movers and Packers Pvt Ltd	7,042	-	7,042
2	M/s Pramod Kumar (Printer)	1,96,000	1,16,130	3,12,130
3	M/s Business Travels	17,564	-	17,564
4	M/s Rishab Marketing Co.	2,600	-	2,600
5	M/s Haaploos Printing Press	-	1,17,306	1,17,306
Total - Sundry Creditor		2,23,206	2,33,436	4,56,642

Schedule - IV

Investments		(in ₹)		(in ₹)
Sl.No.	Particulars	Domestic	FCRA	TOTAL
1	Fixed Deposit A/c No. 35293181128 (SBI)	4,00,000	-	4,00,000
Total - Investments		4,00,000	-	4,00,000

Schedule - V

Loan and Advances (Assets)		(in ₹)		(in ₹)
Sl.No.	Particulars	Domestic	FCRA	TOTAL
1	Security Deposit	4,17,880	-	4,17,880
2	Loan to Ms. Rishita Bhattacharya	20,000	-	20,000
3	Programme Advance - (Mr. Satya Narayan Patnaik)	-	14,837	14,837
4	Receivable from PRADAN (FAAM Project)	-	10,28,978	10,28,978
5	Receivable from ThoughtWorks	-	1,95,864	1,95,864
6	Prepaid Expenses	40,420	-	40,420
7	Self Assessment Tax & TDS	2,97,844	-	2,97,844
8	Receivable - Chaupal	710	-	710
Total - Loan and Advances (Assets)		7,76,854	12,39,679	20,16,533



SECRETARY
PUBLIC HEALTH RESOURCE SOCIETY

Schedule - VI

Sundry Debtors				(in ₹)	(in ₹)
Sl.No.	Particulars	Domestic	FCRA	TOTAL	
1	ICDS Department - Social Audit	44,572	-	44,572	
		-			
Total - Sundry Debtor		44,572	-	44,572	

Schedule - VII

Cash and Bank Balances as on 31-03-2015				(in ₹)	(in ₹)
Sl.No.	Particulars	Domestic	FCRA	TOTAL	
1	State Bank of India - A/c 32404592808 (PHRS Delhi - AAM Project)	1,68,12,905	-	1,68,12,905	
2	State Bank of India - A/c 30409892517 (PHRS Delhi - General Account)	11,35,170	-	11,35,170	
3	ICICI Bank Ltd - A/c 022401002669 (PHRS Delhi - General Account)	29,536	-	29,536	
4	Indian Bank Ltd - A/c 901664077 (PHRS Delhi - IGNOU Purpose)	4,314	-	4,314	
5	IDBI Bank Ltd - A/c 0049104000394543 (PHRS Chhattisgarh - IGNOU Purpose)	7,643	-	7,643	
6	Cash Balance	18,959	1,097	20,056	
7	State Bank of India - A/c 30409892517 (PHRS Delhi - NHRC-JSA Project)	2,58,203		2,58,203	
8	State Bank of India - A/c (PHRS Raipur)	1,17,039		1,17,039	
9	HDFC Bank Account No 00321450000471	-	3,73,872	3,73,872	
10	HDFC Bank Account No 50200007416538	-	2,12,565	2,12,565	
11	HDFC Bank Account No 50200007416551	-	1,15,560	1,15,560	
12	HDFC Bank Account No 50200007354231	-	44,855	44,855	
Total - Cash and Bank Balances as on 31.03.2015		1,83,83,769	7,47,949	1,91,31,718	

Schedule - VIII

Grant In Aid				(in ₹)	(in ₹)
Sl.No.	Particulars	Domestic	FCRA	TOTAL	
1	PPP (Oxfam India)	-	9,35,415	9,35,415	
2	Sree Chitra Thirunal Institute for MS & T	-	1,95,000	1,95,000	
3	Action Against Malnutrition (Tata Social Welfare Trust)	2,47,98,000	-	2,47,98,000	
4	State Health Society	11,57,251	-	11,57,251	
5	Social Accountability of Private Sector in Chhattisgarh (Oxfam India)	-	7,46,516	7,46,516	
6	POSHAN - Partnerships and Opportunities to Strengthen and Harmonize Actions for Nutrition in India Save the Children (IFPRI)	-	6,52,200	6,52,200	
7	Partnerships for Women's Empowerment & Rights (PoWER) (PRADAN)	-	21,21,086	21,21,086	
8	Contribution of Civil Society to Health for All (M3M)	-	5,23,543	5,23,543	
9	Capacity Building for Equity in Access to Health (ThoughtWorks Technologies (India) Private Limited)	-	8,44,239	8,44,239	
10	Strengthening Public Provisioning of Healthcare in Chhattisgarh (National Foundation for India)	-	3,02,000	3,02,000	
11	NHRC-JSA Public Regional Hearing (National Human Rights Commission)	9,00,000		9,00,000	
12	Less: Assets Fund Received from Funders	-	(50,000)	(50,000)	
Total - Grant in Aid		2,68,55,251	62,69,999	3,31,25,250	



SECRETARY
PUBLIC HEALTH RESOURCE SOCIETY

Schedule - IX

Indirect Income				(in ₹)	(in ₹)
Sl.No.	Particulars	Domestic	FCRA	TOTAL	
1	Donation to Organisation	45,000		45,000	
2	Bank Interest - PHRS	1,51,355	-	1,51,355	
3	Bank Interest - Project	2,99,155	82,240	3,81,395	
4	BPNI -WBTi	70,000		70,000	
5	Donation U/s 80G	1,54,230		1,54,230	
6	Interest on Income Tax Refund	84,373		84,373	
7	Membership Fee	5,400		5,400	
8	Misc. Receipt	1,52,250		1,52,250	
9	Mobile Creche	11,445		11,445	
10	Recovery from Book	7,950		7,950	
	Total - Indirect Income	9,81,158	82,240	10,63,398	

Schedule - X

Corpus				(in ₹)	(in ₹)
Sl.No.	Particulars	Domestic	FCRA	TOTAL	
1	Dr. Ganapathy Murugan	1,000		1,000	
2	Mr. Thomus Mathew	1,000		1,000	
3	Dr. Indranil	1,000		1,000	
	Total - Corpus	3,000	-	3,000	

Schedule - XI

Expenses - State Health Society / ARC				(in ₹)	(in ₹)
Sl.No.	Particulars	Domestic	FCRA	TOTAL	
	Roll out Module 5, 6 and 7: Costs for State Training Site Round 2: 7 days				
1	Costs of boarding, lodging and local transport	3,51,619	-	3,51,619	
2	Cost of training material per participant for training	13,550	-	13,550	
3	Hall, AV aids and Training Infrastructure	-	-	-	
4	Travel of trainees from district to state site	96,200	-	96,200	
	Organizational costs: Line Item				
5	Salary of Project Coordinator	3,33,024	-	3,33,024	
6	Salary of Master Trainer	12,15,445	-	12,15,445	
7	Travel cost to Facilitate ASHA Facilitator Training	-	-	-	
8	Travel cost to visit districts	49,620	-	49,620	
9	Institutional Overheads	1,59,721	-	1,59,721	
	Total Expenses - State Health Society / ARC	22,19,179	-	22,19,179	

Schedule - XII

Expenses - Capacity Building of Civil Society Health Advocates (NSF)				(in ₹)	(in ₹)
Sl.No.	Particulars	Domestic	FCRA	TOTAL	
1	National Level Meeting - Global Health Watch	12,000		12,000	
2	Secretarial and Administrative	28,433		28,433	
	Total - Capacity Building of Civil Society Health Advocates	40,433	-	40,433	



[Handwritten Signature]
SECRETARY
 PUBLIC HEALTH RESOURCE SOCIETY

Schedule - XIII

Expenses - Action Against Malnutrition		(in ₹)		(in ₹)
Sl.No.	Particulars	Domestic	FCRA	TOTAL
1	<u>PERSONNEL</u>			
1.1	<u>SECRETARIAT</u>			
1.1.1	<u>Program/ Technical</u>	-	-	-
1.1.2	<u>National Team</u>	-	-	-
1.1.3	Project Head (Admin, HR and Management)	7,26,000	-	7,26,000
1.1.4	Principal Technical Officer (Creche, MIS, Research & Evaluation, System Strengthening)	5,08,200	-	5,08,200
1.1.5	Technical Officer (MIS & Documentation)	4,67,028	-	4,67,028
1.1.6	Technical Officer (System Strengthening)	3,46,242	-	3,46,242
1.1.7	Data Analyst (statistician)	52,065	-	52,065
1.1.8	Project Officer	2,37,923	-	2,37,923
1.1.9	<u>State Team (4 state)</u>	-	-	-
1.1.10	Programme Officer	13,20,188	-	13,20,188
1.2	<u>IMPLEMENTATION</u>	-	-	-
1.2.1	<u>Program</u>	-	-	-
1.2.2	Block Project Officer	3,69,928	-	3,69,928
1.2.3	<u>For PLA/Community mob</u>	-	-	-
1.2.4	PLA/Community Mobilisation Coordinator (1/block)	1,17,760	-	1,17,760
1.2.5	PLA/Community Mobilisation Facilitators (15/block)	7,52,845	-	7,52,845
1.2.6	<u>For Creches</u>	-	-	-
1.2.7	Creche Coordinator (1/block)	1,19,040	-	1,19,040
1.2.8	Creche Worker/Caretaker (1/block)	11,32,690	-	11,32,690
1.2.9	Creche worker/caretaker assistant (1/block)	12,01,414	-	12,01,414
1.3.2	<u>National Team</u>	-	-	-
1.3.2	Accounts Officer	5,09,608	-	5,09,608
1.3.2.1	Accountant	3,08,160	-	3,08,160
2	<u>CAPITAL COST</u>	-	-	-
2.1.1	<u>National Cell</u>	-	-	-
2.1.3	Computers / Laptops / Software	41,800	-	41,800
3	<u>PROGRAM COST</u>	-	-	-
3.1.1	<u>National Cell</u>	-	-	-
3.1.2	<u>Travelling expense</u>	-	-	-
3.1.3	Project Head - travelling expenses	1,45,693	-	1,45,693
3.1.4	Principal Technical Officer - travelling expenses	74,501	-	74,501
3.1.5	Technical Officer (MIS & Documentation) - travelling expenses	1,01,039	-	1,01,039
3.1.6	Project Officer - travelling expenses	1,34,382	-	1,34,382
3.1.7	Technical Officer (System Strengthening) travelling expenses	1,07,321	-	1,07,321
3.1.8	Costing Expert	5,25,000	-	5,25,000
3.1.11	Quarterly review and coordination meetings & advisory core group consultations /Partner meetings and Ethics (DSMB)	8,13,319	-	8,13,319
3.1.13	Skill Enhancement workshop	2,39,649	-	2,39,649
3.1.14	State level dissemination	3,430	-	3,430
3.1.15	PMU Monthly meeting	30,737	-	30,737
3.1.17	Consultation on Community based monitoring with special reference to malnutrition	2,534	-	2,534
3.1.20	Module development and printing for community based monitoring in malnutrition with consultation cost	88,471	-	88,471
3.1.22	Documentation	2,64,667	-	2,64,667
3.1.23	Dissemination and consultation workshops	7,54,307	-	7,54,307
3.1.26	Travel within state - Project area for programme officer	3,13,426	-	3,13,426
3.1.29	State level Initiatives	35,567	-	35,567



SECRETARY
PUBLIC HEALTH RESOURCE SOCIETY

3.1.30	District and Block level activities	1,77,116	-	1,77,116
3.2.2	Travel Expenses of Block Project Officer	31,390	-	31,390
3.2.3	Travel Expenses of Block Coordinators	14,617	-	14,617
3.2.4	Travel Expenses of Creche Coordinators	20,000	-	20,000
3.2.5	Monthly review and planning meeting	40,537	-	40,537
3.2.17	Block level training of Creche staff (total 3 batches to cover all the creche staffs in 1 blocks)-(Annex 1)	97,503	-	97,503
3.2.19	Recurring Cost for running a Creche for 10 children (6 months, to 3 years of age)- 33 months in three year (Annex-	9,73,356	-	9,73,356
3.2.20	Social Audit Data Collection, Training-(Annex-1)	1,34,615	-	1,34,615
3.2.23	Interviewers (Endline)	54,000	-	54,000
3.2.24	Survey Coordinator (Endline)	24,000	-	24,000
3.2.25	Travel and communication support for Interviewers (Endline)	6,750	-	6,750
3.2.26	Travel and communication cost for Survey coordinator	6,000	-	6,000
3.2.27	Data Inputter (Endline)	36,000	-	36,000
3.2.28	Training of 9 interviewers for 2 days on Growth Monitoring (Endline)	20,983	-	20,983
3.3.1	Module development and printing	2,00,000	-	2,00,000
4	OVERHEAD COST	-	-	-
4.1	National Team	-	-	-
4.1.1	Office Rent	5,03,500	-	5,03,500
4.1.2	Water and electricity	46,097	-	46,097
4.1.3	Telephone and Internet charges	1,72,753	-	1,72,753
4.1.4	Printing and Stationary	43,037	-	43,037
4.1.5	Maintenance and Housekeeping	45,469	-	45,469
4.1.6	Books and subscription to e-journals	11,178	-	11,178
4.1.7	Maintenance cost of the assets	13,176	-	13,176
4.1.8	Auditor Fee	44,941	-	44,941
4.2	IMPLEMENTATION	-	-	-
4.2.1	Office Rent	2,04,600	-	2,04,600
4.2.2	Water and Electricity	16,285	-	16,285
4.2.3	Telephone and Internet charges	24,915	-	24,915
4.2.4	Printing and Stationary	22,750	-	22,750
4.2.5	Maintenance of Assets @ 10%	18,769	-	18,769
4.2.6	Maintenance and Housekeeping	36,012	-	36,012
5	Unbudgeted Activity	-	-	-
5.1	Bank Charges	303	-	303
5.2	Lifesciences Global - Article Fee	35,580	-	35,580
5.3	Anthropometric Equipments for Growth Monitoring	9,254	-	9,254
Grand Total		1,49,30,420	-	1,49,30,420

Schedule - XIV

Expenses - PHRS		(in ₹)		(in ₹)
Sl.No.	Particulars	Domestic	FCRA	TOTAL
1	Annual Maintenance Contract / Repairing Charges	8,150	-	8,150
2	Appollo Munich Health Insurance to Staff	32,295	-	32,295
3	Auditor Fee & Expenses	9,996	-	9,996
4	Bank Charges	4,051	-	4,051
5	Consultant - PHRS	23,993	-	23,993
6	Donation to Prime Minister Relief Fund	17,300	-	17,300
7	EDIL and Admin Expenses (EPF)	35,870	-	35,870
8	Expenses - NHRC	4,955	-	4,955
9	Income Tax	2,36,365	-	2,36,365
10	Interest on TDS	1,561	-	1,561
11	Internship	30,000	-	30,000
12	Maintenance and Housekeeping	1,06,056	-	1,06,056
13	Meeting - PHRS	33,633	-	33,633



[Handwritten Signature]
SECRETARY
PUBLIC HEALTH RESOURCE SOCIETY

14	Contingency Charges / Misc Expenses	77,533	-	77,533
15	Office Rent	1,40,333	-	1,40,333
16	Printing and Stationary	80,239	-	80,239
17	Prior Period Expenses - PRADAN	42,513	-	42,513
18	Resource Library	5,869	-	5,869
19	Salary to Accountant and Office Support	2,567	-	2,567
20	Salary to Programme Coordinators	34,706	-	34,706
21	Telephone and Internet Charges (PHRS)	71,297	-	71,297
22	Travelling Expenses	54,668	-	54,668
23	Water and Electricity	3,896	-	3,896
Total Expenses - PHRS		10,57,846	-	10,57,846

Schedule - XV

Expenses - Social Accountability of Private Sector in Chhattisgarh (Oxfam India)				(in ₹)	(in ₹)
Sl.No.	Particulars	Domestic	FCRA	TOTAL	
1	Program Cost (A)	-	-	-	
1.1	Broad Activity 1	-	-	-	
1.1.1	Developing/printing resource material	-	2,633	2,633	
1.2	Broad Activity 2	-	-	-	
1.2.1	Meetings and Public Hearings at district/block level	-	73,070	73,070	
1.2.2	Meetings and Public Hearing at state level (PH-2)	-	39,760	39,760	
1.3	Broad Activity 3	-	-	-	
1.3.1	Campaign and documentation coordination (Senior Coordinator-part time)	-	2,43,800	2,43,800	
1.3.2	Campaign and documentation coordination (Coordinator-part time)	-	1,99,750	1,99,750	
1.3.3	Travel for Campaign and documentation coordination	-	49,427	49,427	
1.3.4	Oxfam Information Kit	-	-	-	
2	Personnel Cost Total (B)	-	-	-	
3	Administration Cost	-	-	-	
3.1	Office expenses, communication and rent	-	1,04,386	1,04,386	
3.2	Audit expenses	-	4,992	4,992	
3.3	Accounts Support	-	39,600	39,600	
3.4	Interest on Tds	-	77	77	
Total Expenses - Social Accountability of Private Sector in Chhattisgarh (Oxfam India)		-	7,57,495	7,57,495	

Schedule - XVI

Expenses - PoWER (PRADAN)				(in ₹)	(in ₹)
Sl.No.	Particulars	Domestic	FCRA	TOTAL	
1	PERSONNEL COST				
1.1	National Team				
1.1.1	Including the Project Head, Admin, HR and Management staff, Technical Advisor/s, External Consultants and one Full time Accounts Officer (Lumsum cost)	-	8,63,415	8,63,415	
1.2	State Team (3 States)				
1.2.1	Project Officer	-	3,46,236	3,46,236	
1.2.2	Block Project Officer	-	9,92,827	9,92,827	
2	CAPITAL COST				
3	PROGRAM COST				
3.1.1.1	Project Head (Admin, HR and Management) - Travelling Expenses	-	68,261	68,261	
3.1.1.2	Technical Advisor - Travelling Expenses	-	55,785	55,785	
3.1.1.3	Consultant - Travelling Expenses	-	2,23,186	2,23,186	
3.1.2.1	Project Officer - Travelling Expenses within state or Project area	-	1,23,757	1,23,757	
3.1.2.2	Block Project Officer - Travel Expenses	-	1,64,287	1,64,287	



[Signature]
SECRETARY
PUBLIC HEALTH RESOURCE SOCIETY

4	OVERHEAD COS T - PoWER Project		-	-
4.1	Printing and Staionary	-	32,681	32,681
4.2	Admin and EDLIS Expenses - EPF	-	7,686	7,686
4.3	Telephone and Internet	-	98,903	98,903
4.4	Maintenance of Assets	-	29,634	29,634
4.5	Water and Electricity	-	25,969	25,969
4.6	Audit Expenses and Fees	-	36,148	36,148
4.7	Maintenance and housekeeping expenses	-	41,325	41,325
4.8	Rent	-	2,42,000	2,42,000
4.9	Interest on TDS	-	162	162
Total - PoWER (PRADAN)		-	33,52,262	33,52,262

Schedule - XVII

Expenses - Contribution of Civil Society to Health for All (M3M)				(in ₹)	(in ₹)
Sl.No.	Particulars	Domestic	FCRA	TOTAL	
1	Institutional Overhead	-	7,299	7,299	
2	Personnel Cost	-	-	-	
2.1	Consultant (Legal and Research)	-	3,00,000	3,00,000	
2.2	Consultant	-	50,000	50,000	
2.3	Salary to Office Boy	-	1,00,404	1,00,404	
3	Programme Cost	-	-	-	
3.1	Travelling Expenses	-	13,208	13,208	
Total - Contribution of Civil Society to Health for All (M3M)		-	4,70,911	4,70,911	

Schedule - XVIII

Expenses - POSHAN (IFPRI)				(in ₹)	(in ₹)
Sl.No.	Particulars	Domestic	FCRA	TOTAL	
POSHAN (APR-15 to NOV-15)					
1	State Level Meeting on Updated Data for 30 Districts	-	35,879	35,879	
2	District / Block Level Convergence	-	29,319	29,319	
3	Expenses for Programmatic Support	-	2,57,450	2,57,450	
4	CNA in two villages	-	12,251	12,251	
5	programme coordinator's salary	-	2,31,041	2,31,041	
6	coordination and travel support	-	9,307	9,307	
7	documentation, report writing etc	-	1,224	1,224	
8	Institutional Cost @	-	1,41,661	1,41,661	
POSHAN (DEC-15 to APR-16)					
1	Expenses for Programmatic Support	-	4,725	4,725	
2	Printing updated data sheets for all 30 districts (IFPRI PH-3)	-	1,50,000	1,50,000	
3	Village Health Development Plan (IFPRI PH-3)	-	53,664	53,664	
4	Programme Coordinator's Salary (IFPRI PH-3)	-	83,000	83,000	
5	Coordination and Travel Support (IFPRI PH-3)	-	12,152	12,152	
6	Institutional Cost @	-	61,760	61,760	
Total - POSHAN (IFPRI)		-	10,83,433	10,83,433	

Schedule - XIX

Expenses - NFI				(in ₹)	(in ₹)
Sl.No.	Particulars	Domestic	FCRA	TOTAL	
1	Research and Project Co-ordination & Documentation	-	1,17,250	1,17,250	
2	Research and Project Co-ordination & Documentation	-	30,000	30,000	
3	District level dissemination Event / meeting	-	5,380	5,380	
4	Stationary, communication and other overheads	-	14,111	14,111	
5	Travels	-	4,010	4,010	
Total - Expenses NFI		-	1,70,751	1,70,751	



[Handwritten Signature]
SECRETARY
 PUBLIC HEALTH RESOURCE SOCIETY

Schedule - XX

Expenses - Thoughtworks Technolgies India Pvt Ltd				(in ₹)	(in ₹)
Sl.No.	Particulars	Domestic	FCRA	TOTAL	
1	Capacity Building Workshop (2)	-			-
A.	Local cost	-	2,22,601		2,22,601
B.	Travel costs	-	1,29,069		1,29,069
C.	Hall Charges	-	33,285		33,285
D.	Material	-	14,124		14,124
2	2. Material Preparation	-			-
A.	Material Preparation	-	1,19,700		1,19,700
3	3. Coordination and Documentation	-			-
A.	Human Resource	-	3,02,795		3,02,795
4	4. Institutional Cost	-			-
A.	Institutional Cost	-	22,665		22,665
Total - Expenses Thoughtworks		-	8,44,239		8,44,239

Schedule - XXI

Expenses - Sree Chitra Tirunal institute				(in ₹)	(in ₹)
Sl.No.	Particulars	Domestic	FCRA	TOTAL	
1	Travelling Expenses	-	742		742
Total - Expenses Sree chitra		-	742		742

Schedule - XXII

Expenses - PPP (Oxfam India)				(in ₹)	(in ₹)
Sl.No.	Particulars	Domestic	FCRA	TOTAL	
1	Program Cost	-			-
1.1	Broad Activity 1	-			-
1.2	Broad Activity 2	-			-
1.3	Broad Activity 3	-			-
1.3.1	Principal Investigator	-	2,50,000		2,50,000
1.3.2	Co-Investigator	-	3,99,780		3,99,780
1.3.3	Resource Associates	-	1,39,532		1,39,532
1.3.4	Data Collection (Includes Travel Expenses,Boarding and	-	56,695		56,695
1.4	Personnel Cost	-			-
1.4.1	Accounts Support	-	34,971		34,971
2	Administration Cost	-			-
2.1	Office expenses, communication and rent	-	53,432		53,432
2.2	Audit expenses	-	9,996		9,996
2.3	interest On TDS	-	75		75
Total - Expenses PPP		-	9,44,481		9,44,481



SECRETARY
PUBLIC HEALTH RESOURCE SOCIETY


Schedule - XXIII

Expenses - NHRC-JSA Public Hearing			(in ₹)	(in ₹)
Sl.No.	Particulars	Domestic	FCRA	TOTAL
1	Honorarium and travel for preparatory work	-		
1.1	<i>National organising team</i>	-		
1.2	Regional Organizers honorarium	60,000		60,000
1.3	Regional organisers travel and communication	1,47,000		1,47,000
2	Public Hearing	-		-
2.1	Regional level Public Hearings	4,64,458		4,64,458
3	<i>National Office & Communication Expenses</i>	1,200		1,200
4	<i>Food Expenses - Additional</i>	1,09,442		1,09,442
5	Publication/Process Documentation	-		-
5.1	Publications (Process Documentation, Tools printing, Video and Audio Documentation, Activity report)	27,693		27,693
				-
Total - Expenses NHRC-JSA Public Hearing		8,09,793	-	8,09,793

FOR ASHWANI & ASSOCIATES
CHARTERD ACCOUNTANTS
(FRN : 000497N)


(SANGEETA NARAYAN)
PARTNER
M.No. 084205
Place : New Delhi
Date: 30-09-2016

FOR PUBLIC HEALTH RESOURCE SOCIETY


(GANAPATHY MURUGAN)
(SECRETARY)
SECRETARY
PUBLIC HEALTH RESOURCE SOCIETY

Public Health Resource Society

C-14, Ground Floor, Hauz Khas, New Delhi - 110016

ASSESSMENT YEAR 2016-2017

PAN : AAAAP8517G aaaap8517g16052008
CHARITABLE SOCIETY

COMPUTATION OF INCOME

INCOME FROM OTHER SOURCES

GROSS INCOME
[AS PER INCOME & EXPENDITURE ACCOUNT] 6,82,003

ADD:
INCOME TAX 2,36,365
PRIOR PERIOD EXPENSES 42,513
INTEREST ON TDS 1,561 2,80,439

LESS :
AMOUNT APPLIED TO CHARITABLE & RELIGIOUS
PURPOSES IN INDIA DURING PREVIOUS YEAR
[AS PER REPORT ON FORM No. 10B] 10,57,846 7,77,407
(95,404)

LESS :
INCOME ACCUMULATED OR SET APART U/S 11 (1)(a)
FOR APPLICATION TO CHARITABLE OR RELIGIOUS
PURPOSES -

NET INCOME (95,404)
Say (95,400)

TAX ON INCOME (95,400) -
ADD : EDUCATION CESS -

ADD:
INTEREST U/S 234B -
INTEREST U/S 234C -

TDS PAID 13,249

TAX PAYABLE/ (REFUNDABLE) (13,250)

For Public Health Resource Society


SECRETARY
PUBLIC HEALTH RESOURCE SOCIETY

Working of Form 10BB

<u>Opening Balance</u>	0
Total Grant received	<u>3,35,56,645</u>
	<u>3,35,56,645</u>
Total Expenditure	2,56,24,139
Total Assets purchased	<u>50,000</u>
	<u>2,56,74,139</u>
Amount utilised from current year Grant	2,56,74,139
Less: 15% of Grant	<u>50,33,497</u>
Balance	<u>28,49,010</u>



SECRETARY
PUBLIC HEALTH RESOURCE SOCIETY

Public Health Resource Society


C-14, Ground Floor, Hauz Khas, New Delhi - 110016

Statement of Affairs as on 31.03.2016


Particulars	Schedule Nos	Amount in ₹					
		Figures at the end of financial year 2015-2016			Figures at the end of financial year 2014-2015		
		Domestic (PHRS + Project)	Project - FCRA	Total	Domestic (PHRS + Project)	Project - FCRA	Total
LIABILITIES							
Corpus	X	3,000	-	3,000	-	-	-
Reserve and Surplus							
Opening Balance		55,31,042	-	55,31,042	31,44,338	-	31,44,338
Add: Tranfer from un-utilized fund		-	1,22,433	1,22,433	37,34,102	-	37,34,102
Less: Excess of Expenditure Over Income (As per Statement I & E Annexed)	I & E	(3,75,843)	-	(3,75,843)	(12,50,045)	-	(12,50,045)
Less: Depreciation during the year	I	(84,357)	-	(84,357)	(97,353)	-	(97,353)
Assets fund transfer from NSF							
Opening Balance		31,987	-	31,987	39,805	-	39,805
Add: Addition during the year	I	-	-	-	-	-	-
Less: Depreciation during the year	I	(4,921)	-	(4,921)	(7,818)	-	(7,818)
Assets fund transfer from SDTT / JTT							
Opening Balance		3,27,061	-	3,27,061	4,15,427	-	4,15,427
Add: Addition during the year	I	-	-	-	50,400	-	50,400
Less: Depreciation during the year	I	(81,793)	-	(81,793)	(1,38,766)	-	(1,38,766)
Assets fund transfer from PRADAN							
Opening Balance		-	1,53,046	1,53,046	-	-	-
Add: Addition during the year	I	-	-	-	-	2,18,637	2,18,637
Less: Depreciation during the year	I	-	(91,828)	(91,828)	-	(65,591)	(65,591)
Assets fund transfer from ThoughtWorks							
Opening Balance		-	-	-	-	-	-
Add: Addition during the year	I	-	50,000	50,000	-	-	-
Less: Depreciation during the year	I	-	(15,000)	(15,000)	-	-	-
Unutilized Fund at the end of year (As per Statement I&E Annexed)	I & E	1,58,07,352	6,90,449	1,64,97,801	66,52,771	19,97,939	86,50,710
Outstanding Expenses	II	8,50,273	9,41,310	17,91,583	7,64,962	2,75,319	10,40,281
Sundry Creditors	III	2,23,206	2,33,436	4,56,642	59,033	-	59,033
Total Liabilities		2,22,27,007	20,83,846	2,43,10,853	1,33,66,856	24,26,304	1,57,93,160
ASSETS							
Fixed Assets							
Gross Block	I	9,76,883	2,03,046	11,79,929	11,63,229	2,18,637	13,81,866
Less: Accumulated Depreciation	I	(1,71,071)	(1,06,828)	(2,77,899)	(2,43,937)	(65,591)	(3,09,528)
Land							
Building under Construction		18,16,000	-	18,16,000	14,16,000	-	14,16,000
Investments	IV	4,00,000	-	4,00,000	20,00,000	-	20,00,000
Current Assets & Loan and Advances							
Loans & Advances (Assets)	V	7,76,854	12,39,679	20,16,533	17,88,948	31,697	18,20,645
Sundry Debtors	VI	44,572	-	44,572	44,572	-	44,572
Cash & Bank Balances	VII	1,83,83,769	7,47,949	1,91,31,718	71,98,044	22,41,561	94,39,605
Total Assets		2,22,27,007	20,83,846	2,43,10,853	1,33,66,856	24,26,304	1,57,93,160

IN TERMS OF OUR REPORT OF EVEN DATE

FOR ASHWANI & ASSOCIATES
CHARTERD ACCOUNTANTS
(FRN : 000497N)


(SANJEEVA NARAYAN)
PARTNER
M.No. 084205
Place : New Delhi
Date: 30-09-2016

FOR PUBLIC HEALTH RESOURCE SOCIETY


(GANAPATHY MURUGAN)
SECRETARY
PUBLIC HEALTH RESOURCE SOCIETY

Public Health Resource Society

C-14, Ground Floor, Hauz Khas, New Delhi - 110016

Income and Expenditure Account as on 31.03.2016

Particulars	Schedule Nos	Amount in ₹							
		Figures at the end of financial year 2015-2016				Figures at the end of financial year 2014-2015			
		Domestic		Project - FCRA	Total	Domestic		Project - FCRA	Total
		Other / PHRS	Project - Domestic			Other / PHRS	Project - Domestic		
INCOME									
Unutilized Grant at the Beginning		-	86,50,710	19,97,939	1,06,48,649	-	1,54,91,681	-	1,54,91,681
Grant-in-Aid	VIII	-	2,68,55,251	62,69,999	3,31,25,250	-	1,36,04,841	55,79,468	1,91,84,309
Indirect Income	IX	6,82,003	2,99,155	82,240	10,63,398	7,31,082	-	19,415	7,50,497
Excess of Expenditure over Income / Deficit		3,75,843	-	-	3,75,843	12,50,045	-	-	12,50,045
TOTAL		10,57,846	3,58,05,116	83,50,178	4,52,13,140	19,81,127	2,90,96,522	55,98,883	3,66,76,532
EXPENDITURES									
Expenses - State Health Society / ARC	XI	-	22,19,179	-	22,19,179	-	18,96,525	-	18,96,525
Expense - Capacity Building of Civil Society Health Advocate (NSF)	XII	-	40,433	-	40,433	-	6,07,567	-	6,07,567
Expenses - Action Against Malnutrition	XIII	-	1,49,30,420	-	1,49,30,420	-	1,42,52,543	-	1,42,52,543
Expenses - Save the Children		-	-	-	-	-	12,39,611	-	12,39,611
Expense - PHRS	XIV	10,57,846	-	-	10,57,846	19,81,127	-	-	19,81,127
Expenses - Maternal Health and Newborn Care in the State of Chhattisgarh		-	-	-	-	-	7,13,403	-	7,13,403
Expenses - Social Accountability of Private Sector in Chhattisgarh (Oxfam India)	XV	-	-	7,57,495	7,57,495	-	-	8,58,485	8,58,485
Expenses - PoWER (PRADAN)	XVI	-	-	33,52,262	33,52,262	-	-	19,52,790	19,52,790
Expenses - Contribution of Civil Society to Health for All (M3M)	XVII	-	-	4,70,911	4,70,911	-	-	690	690
Expenses - POSHAN (IFPRI)	XVIII	-	-	10,83,433	10,83,433	-	-	7,88,979	7,88,979
Expenses - NFI	XIX	-	-	1,70,751	1,70,751	-	-	-	-
Expenses - ThoughtWorks	XX	-	-	8,44,239	8,44,239	-	-	-	-
Expenses - PPP	XXII	-	-	9,44,481	9,44,481	-	-	-	-
Expenses - sree chitra	XXI	-	-	742	742	-	-	-	-
Expenses - NHRC-JSA Public Hearing	XXIII	-	8,09,793	-	-	-	-	-	-
Transfer against unutilised grant		-	-	35,415	35,415	-	-	-	-
Transfer to General Reserve		-	-	-	-	-	37,34,102	-	37,34,102
Unutilized Grant at the end		-	1,78,05,291	6,90,449	1,84,95,740	-	66,52,771	19,97,939	86,50,710
Total		10,57,846	3,58,05,116	83,50,178	4,44,03,347	19,81,127	2,90,96,522	55,98,883	3,66,76,532

IN TERMS OF OUR REPORT OF EVEN DATE

FOR ASHWANI & ASSOCIATES
CHARTERED ACCOUNTANTS
(FRN : 000497N)

(SANJEEVA NARAYAN)
PARTNER

M.No. 084205
Place : New Delhi
Date: 30-09-2016

FOR PUBLIC HEALTH RESOURCE SOCIETY

(GANAPATHY MURUGAN)
SECRETARY
PUBLIC HEALTH RESOURCE SOCIETY

Public Health Resource Society


C-14, Ground Floor, Hauz Khas, New Delhi - 110016

Receipts and Payments Account as on 31.03.2016

Particulars	Schedule Nos	Amount in ₹					
		Figures at the end of financial year 2015-2016			Figures at the end of financial year 2014-2015		
		Domestic (PHRS + Project)	FCRA	Total	Domestic (PHRS + Project)	FCRA	Total
RECEIPTS							
Opening Balance - Cash and Bank		71,98,044	22,41,561	94,39,605	1,33,12,386	-	1,33,12,386
Grant-in-Aid	VIII	2,68,55,251	62,69,999	3,31,25,250	1,36,04,841	55,79,468	1,91,84,309
Indirect Income	IX	9,84,158	82,240	10,66,398	7,31,082	19,415	7,50,497
Recover from Unutilised fund			1,22,433	1,22,433			
Fund Received for Fixed Assets from Funder		-	50,000	50,000	50,400	2,18,637	2,69,037
Sundry Creditor	III	1,64,173	2,33,436	3,97,609	57,033	-	57,033
Outstanding Expenses	II	85,311	6,65,991	7,51,302	3,60,555	2,75,319	6,35,874
TOTAL		3,52,86,937	96,65,660	4,49,52,597	2,81,16,297	60,92,839	3,42,09,136
PAYMENTS							
Expenses - State Health Society / ARC	XI	22,19,179	-	22,19,179	18,96,525	-	18,96,525
Expense - Capacity Building of Civil Society Health Advocate (NSF)	XII	40,433	-	40,433	6,07,567	-	6,07,567
Expenses - Action Against Malnutrition	XIII	1,49,30,420	-	1,49,30,420	1,42,52,543	-	1,42,52,543
Expenses - Save the Children		-	-	-	12,39,611	-	12,39,611
Expense - PHRS	XIV	10,57,846	-	10,57,846	19,81,127	-	19,81,127
Expenses - NHRC-JSA Public Hearing	XXIII	8,09,793	-	8,09,793	-	-	-
Expenses - Maternal Health and Newborn Care in the State of Chhattisgarh		-	-	-	7,13,403	-	7,13,403
Expenses - Social Accountability of Private Sector in Chhattisgarh (Oxfam India)	XV	-	7,57,495	7,57,495	-	8,58,485	8,58,485
Expenses - PoWER (PRADAN)	XVI	-	33,52,262	33,52,262	-	19,52,790	19,52,790
Expenses - Contribution of Civil Society to Health for All (M3M)	XVII	-	4,70,911	4,70,911	-	690	690
Expenses - POSHAN (IFPRI)	XVIII	-	10,83,433	10,83,433	-	7,88,979	7,88,979
Expenses - NFI	XIX	-	1,70,751	1,70,751	-	-	-
Expenses - Thoughtworks Technologies India Pvt Ltd	XX	-	8,44,239	8,44,239	-	-	-
Expenses - PPP	XXII	-	9,44,481	9,44,481	-	-	-
Expenses - Sree Chitra	XXI	-	742	742	-	-	-
Investments		(16,00,000)	-	(16,00,000)	2,00,000	-	2,00,000
Sundry Debtors		-	-	-	(3,93,600)	-	(3,93,600)
Transfer Against Unutilised Fund			35,415	35,415			
Loan and Advances (Assets)		(10,12,094)	12,07,982	1,95,888	2,72,483	31,697	3,04,180
Fixed Assets - Additions	I	4,57,591	50,000	5,07,591	1,48,594	2,18,637	3,67,231
Closing Balance - Cash and Bank		1,83,83,769	7,47,949	1,91,31,718	71,98,044	22,41,561	94,39,605
Total		3,52,86,937	96,65,660	4,49,52,597	2,81,16,297	60,92,839	3,42,09,136

IN TERMS OF OUR REPORT OF EVEN DATE

FOR ASHWANI & ASSOCIATES
CHARTERD ACCOUNTANTS
(FRN : 000497N)


SANJEEVA NARAYAN
PARTNER
M.No. 084205
Place : New Delhi
Date: 30-09-2016

FOR PUBLIC HEALTH RESOURCE SOCIETY


(GANAPATHY MURUGAN)
(SECRETARY)

SECRETARY
PUBLIC HEALTH RESOURCE SOCIETY

Public Health Resource Society

C-14, Ground Floor, Hauz Khas, New Delhi - 110016

Schedule for Depreciation as per Income Tax Act from 1st April 2015 to 31st March 2016

Schedule I - Consolidated

(in ₹)									
Sl. No.	Assets	Rate	WDV as on 01.04.2015	Addition > 180 Days	Addition < 180 Days	Sale	Total	Depreciation	WDV as on 31.03.2016
1	Computer & Accessories	60%	2,13,726	-	50,000	-	2,63,726	1,43,237	1,20,489
2	Furniture	10%	3,48,943	-	2,630	-	3,51,573	35,026	3,16,547
3	Office Equipments	15%	3,52,399	23,500	-	-	3,75,899	56,385	3,19,514
4	MIS Software	25%	1,57,270	-	31,461	-	1,88,731	43,251	1,45,480
Total			10,72,338	23,500	84,091	0	11,79,929	2,77,899	9,02,030

PHRS

(in ₹)									
Sl. No.	Assets	Rate	WDV as on 01.04.2015	Addition > 180 Days	Addition < 180 Days	Sale	Total	Depreciation	WDV as on 31.03.2016
1	Computer & Accessories	60%	10,303	-	-	-	10,303	6,182	4,121
2	Furniture	10%	3,05,534	-	2,630	-	3,08,164	30,685	2,77,479
3	Office Equipments	15%	2,10,699	23,500	-	-	2,34,199	35,130	1,99,069
4	Web Site -PHRS	25%	33,708	-	31,461	-	65,169	12,360	52,809
Total			5,60,244	23,500	34,091	0	6,17,835	84,357	5,33,478

Assets from NSF

(in ₹)									
Sl. No.	Assets	Rate	WDV as on 01.04.2015	Addition > 180 Days	Addition < 180 Days	Sale	Total	Depreciation	WDV as on 31.03.2016
1	Computer & Accessories	60%	2,736	-	-	-	2,736	1,642	1,094
2	Furniture	10%	22,171	-	-	-	22,171	2,217	19,954
3	Office Equipments	15%	7,080	-	-	-	7,080	1,062	6,018
Total			31,987	0	0	0	31,987	4,921	27,066

Assets from SDTT / JTT

(in ₹)									
Sl. No.	Assets	Rate	WDV as on 01.04.2015	Addition > 180 Days	Addition < 180 Days	Sale	Total	Depreciation	WDV as on 31.03.2016
1	Computer & Accessories	60%	47,641	-	-	-	47,641	28,585	19,056
2	Furniture	10%	21,238	-	-	-	21,238	2,124	19,114
3	Office Equipments	15%	1,34,620	-	-	-	1,34,620	20,193	1,14,427
4	MIS Software	25%	1,23,562	-	-	-	1,23,562	30,891	92,671
Total			3,27,061	0	0	0	3,27,061	81,793	2,45,268

Assets from PRADAN

(in ₹)									
Sl. No.	Assets	Rate	WDV as on 01.04.2015	Addition > 180 Days	Addition < 180 Days	Sale	Total	Depreciation	WDV as on 31.03.2016
1	Computer & Accessories	60%	1,53,046	-	-	-	1,53,046	91,828	61,218
Total			1,53,046	0	0	0	1,53,046	91,828	61,218


Assets from ThoughtWorks

(in ₹)									
Sl. No.	Assets	Rate	WDV as on 01.04.2015	Addition > 180 Days	Addition < 180 Days	Sale	Total	Depreciation	WDV as on 31.03.2016
1	Computer & Accessories	60%	-	-	50,000	-	50,000	15,000	35,000
Total			0	0	50,000	0	50,000	15,000	35,000

IN TERMS OF OUR REPORT OF EY
FOR ASHWANI & ASSOCIATES
CHARTERD ACCOUNTANTS
(FRN : 000497N)


(SANJEEVA NARAYAN)
PARTNER
M.No. 084205
Place : New Delhi
Date: 30-09-2016

FOR PUBLIC HEALTH RESOURCE SOCIETY


(GANAPATHY MURUGAN)
(SECRETARY)
PUBLIC HEALTH RESOURCE SOCIETY

Public Health Resource Society

C-14, Ground Floor, Hauz Khas, New Delhi - 110016
Schedules for the period from 1st April 2015 to 31st March 2016

Schedule - II

Outstanding Expenses		(in ₹)		(in ₹)
Sl.No.	Particulars	Domestic	FCRA	TOTAL
1	Payable to JSA for NHRC Public Hearing	3,90,000	-	3,90,000
2	Telephone / Internet / Stationary Payable	2,885	-	2,885
3	Auditor Fee Payable	50,139	64,811	1,14,950
4	Payable to Action Aid Patna	8,075	-	8,075
5	Payable to Koshish Charitable Trust	12,000	-	12,000
6	Payable - 4.1.4 Telephone and Internet Expenses	12,565	-	12,565
7	Water and Electricity - Payable	838	-	838
8	Salary Payable - Master Trainers (ARC)	1,32,784	-	1,32,784
9	TDS Payable	24,856	-	24,856
10	Accounts Support Payable (Oxfam)	-	38,500	38,500
11	Payable - Employee Provident Fund	44,766	14,861	59,627
12	Payable - Expenses under PPP Project	-	2,47,637	2,47,637
13	Payable - Expenses Under PoWER Project	-	18,987	18,987
14	Travel Cost Payable - TW	-	10,445	10,445
15	Payable - Unutilised Fund (Oxfam India)	-	5,46,069	5,46,069
16	National Organising Team (NHRC) - Payable	32,765	-	32,765
17	Honararium - Regional Organiser - Payable	1,38,600	-	1,38,600
Total - Outstanding Expenses		8,50,273	9,41,310	17,91,583

Schedule - III

Sundry Creditor		(in ₹)		(in ₹)
Sl.No.	Particulars	Domestic	FCRA	TOTAL
1	M/s Jindal Movers and Packers Pvt Ltd	7,042	-	7,042
2	M/s Pramod Kumar (Printer)	1,96,000	1,16,130	3,12,130
3	M/s Business Travels	17,564	-	17,564
4	M/s Rishab Marketing Co.	2,600	-	2,600
5	M/s Haaploos Printing Press	-	1,17,306	1,17,306
Total - Sundry Creditor		2,23,206	2,33,436	4,56,642

Schedule - IV

Investments		(in ₹)		(in ₹)
Sl.No.	Particulars	Domestic	FCRA	TOTAL
1	Fixed Deposit A/c No. 35293181128 (SBI)	4,00,000	-	4,00,000
Total - Investments		4,00,000	-	4,00,000

Schedule - V

Loan and Advances (Assets)		(in ₹)		(in ₹)
Sl.No.	Particulars	Domestic	FCRA	TOTAL
1	Security Deposit	4,17,880	-	4,17,880
2	Loan to Ms. Rishita Bhattacharya	20,000	-	20,000
3	Programme Advance - (Mr. Satya Narayan Patnaik)	-	14,837	14,837
4	Receivable from PRADAN (FAAM Project)	-	10,28,978	10,28,978
5	Receivable from ThoughtWorks	-	1,95,864	1,95,864
6	Prepaid Expenses	40,420	-	40,420
7	Self Assessment Tax & TDS	2,97,844	-	2,97,844
8	Receivable - Chaupal	710	-	710
Total - Loan and Advances (Assets)		7,76,854	12,39,679	20,16,533



SECRETARY
PUBLIC HEALTH RESOURCE SOCIETY

Schedule - VI

Sundry Debtors				(in ₹)	(in ₹)
Sl.No.	Particulars	Domestic	FCRA	TOTAL	
1	ICDS Department - Social Audit	44,572	-	44,572	
		-			
Total - Sundry Debtor		44,572	-	44,572	

Schedule - VII

Cash and Bank Balances as on 31-03-2015				(in ₹)	(in ₹)
Sl.No.	Particulars	Domestic	FCRA	TOTAL	
1	State Bank of India - A/c 32404592808 (PHRS Delhi - AAM Project)	1,68,12,905	-	1,68,12,905	
2	State Bank of India - A/c 30409892517 (PHRS Delhi - General Account)	11,35,170	-	11,35,170	
3	ICICI Bank Ltd - A/c 022401002669 (PHRS Delhi - General Account)	29,536	-	29,536	
4	Indian Bank Ltd - A/c 901664077 (PHRS Delhi - IGNOU Purpose)	4,314	-	4,314	
5	IDBI Bank Ltd - A/c 0049104000394543 (PHRS Chhattisgarh - IGNOU Purpose)	7,643	-	7,643	
6	Cash Balance	18,959	1,097	20,056	
7	State Bank of India - A/c 30409892517 (PHRS Delhi - NHRC-JSA Project)	2,58,203		2,58,203	
8	State Bank of India - A/c (PHRS Raipur)	1,17,039		1,17,039	
9	HDFC Bank Account No 00321450000471	-	3,73,872	3,73,872	
10	HDFC Bank Account No 50200007416538	-	2,12,565	2,12,565	
11	HDFC Bank Account No 50200007416551	-	1,15,560	1,15,560	
12	HDFC Bank Account No 50200007354231	-	44,855	44,855	
Total - Cash and Bank Balances as on 31.03.2015		1,83,83,769	7,47,949	1,91,31,718	

Schedule - VIII

Grant In Aid				(in ₹)	(in ₹)
Sl.No.	Particulars	Domestic	FCRA	TOTAL	
1	PPP (Oxfam India)	-	9,35,415	9,35,415	
2	Sree Chitra Thirunal Institute for MS & T	-	1,95,000	1,95,000	
3	Action Against Malnutrition (Tata Social Welfare Trust)	2,47,98,000	-	2,47,98,000	
4	State Health Society	11,57,251	-	11,57,251	
5	Social Accountability of Private Sector in Chhattisgarh (Oxfam India)	-	7,46,516	7,46,516	
6	POSHAN - Partnerships and Opportunities to Strengthen and Harmonize Actions for Nutrition in India Save the Children (IFPRI)	-	6,52,200	6,52,200	
7	Partnerships for Women's Empowerment & Rights (PoWER) (PRADAN)	-	21,21,086	21,21,086	
8	Contribution of Civil Society to Health for All (M3M)	-	5,23,543	5,23,543	
9	Capacity Building for Equity in Access to Health (ThoughtWorks Technologies (India) Private Limited)	-	8,44,239	8,44,239	
10	Strengthening Public Provisioning of Healthcare in Chhattisgarh (National Foundation for India)	-	3,02,000	3,02,000	
11	NHRC-JSA Public Regional Hearing (National Human Rights Commission)	9,00,000		9,00,000	
12	Less: Assets Fund Received from Funders	-	(50,000)	(50,000)	
Total - Grant in Aid		2,68,55,251	62,69,999	3,31,25,250	



SECRETARY
PUBLIC HEALTH RESOURCE SOCIETY

Schedule - IX

Indirect Income		(in ₹)		(in ₹)
Sl.No.	Particulars	Domestic	FCRA	TOTAL
1	Donation to Organisation	45,000		45,000
2	Bank Interest - PHRS	1,51,355	-	1,51,355
3	Bank Interest - Project	2,99,155	82,240	3,81,395
4	BPNI -WBTi	70,000		70,000
5	Donation U/s 80G	1,54,230		1,54,230
6	Interest on Income Tax Refund	84,373		84,373
7	Membership Fee	5,400		5,400
8	Misc. Receipt	1,52,250		1,52,250
9	Mobile Creche	11,445		11,445
10	Recovery from Book	7,950		7,950
	Total - Indirect Income	9,81,158	82,240	10,63,398

Schedule - X

Corpus		(in ₹)		(in ₹)
Sl.No.	Particulars	Domestic	FCRA	TOTAL
1	Dr. Ganapathy Murugan	1,000		1,000
2	Mr. Thomus Mathew	1,000		1,000
3	Dr. Indranil	1,000		1,000
	Total - Corpus	3,000	-	3,000

Schedule - XI

Expenses - State Health Society / ARC		(in ₹)		(in ₹)
Sl.No.	Particulars	Domestic	FCRA	TOTAL
	Roll out Module 5, 6 and 7: Costs for State Training Site Round 2: 7 days			
1	Costs of boarding, lodging and local transport	3,51,619	-	3,51,619
2	Cost of training material per participant for training	13,550	-	13,550
3	Hall, AV aids and Training Infrastructure	-	-	-
4	Travel of trainees from district to state site	96,200	-	96,200
	Organizational costs: Line Item			
5	Salary of Project Coordinator	3,33,024	-	3,33,024
6	Salary of Master Trainer	12,15,445	-	12,15,445
7	Travel cost to Facilitate ASHA Facilitator Training	-	-	-
8	Travel cost to visit districts	49,620	-	49,620
9	Institutional Overheads	1,59,721	-	1,59,721
	Total Expenses - State Health Society / ARC	22,19,179	-	22,19,179

Schedule - XII

Expenses - Capacity Building of Civil Society Health Advocates (NSF)		(in ₹)		(in ₹)
Sl.No.	Particulars	Domestic	FCRA	TOTAL
1	National Level Meeting - Global Health Watch	12,000		12,000
2	Secretarial and Administrative	28,433		28,433
	Total - Capacity Building of Civil Society Health Advocates	40,433	-	40,433



(Signature)
SECRETARY
PUBLIC HEALTH RESOURCE SOCIETY

Schedule - XIII

Expenses - Action Against Malnutrition		(in ₹)		(in ₹)
Sl.No.	Particulars	Domestic	FCRA	TOTAL
1	PERSONNEL			
1.1	SECRETARIAT			
1.1.1	Program/ Technical	-	-	-
1.1.2	National Team	-	-	-
1.1.3	Project Head (Admin, HR and Management)	7,26,000	-	7,26,000
1.1.4	Principal Technical Officer (Creche, MIS, Research & Evaluation, System Strengthening)	5,08,200	-	5,08,200
1.1.5	Technical Officer (MIS & Documentation)	4,67,028	-	4,67,028
1.1.6	Technical Officer (System Strengthening)	3,46,242	-	3,46,242
1.1.7	Data Analyst (statistician)	52,065	-	52,065
1.1.8	Project Officer	2,37,923	-	2,37,923
1.1.9	State Team (4 state)	-	-	-
1.1.10	Programme Officer	13,20,188	-	13,20,188
1.2	IMPLEMENTATION	-	-	-
1.2.1	Program	-	-	-
1.2.2	Block Project Officer	3,69,928	-	3,69,928
1.2.3	For PLA/Community mob	-	-	-
1.2.4	PLA/Community Mobilisation Coordinator (1/block)	1,17,760	-	1,17,760
1.2.5	PLA/Community Mobilisation Facilitators (15/block)	7,52,845	-	7,52,845
1.2.6	For Creches	-	-	-
1.2.7	Creche Coordinator (1/block)	1,19,040	-	1,19,040
1.2.8	Creche Worker/Caretaker (1/block)	11,32,690	-	11,32,690
1.2.9	Creche worker/caretaker assistant (1/block)	12,01,414	-	12,01,414
1.3.2	National Team	-	-	-
1.3.2	Accounts Officer	5,09,608	-	5,09,608
1.3.2.1	Accountant	3,08,160	-	3,08,160
2	CAPITAL COST	-	-	-
2.1.1	National Cell	-	-	-
2.1.3	Computers / Laptops / Software	41,800	-	41,800
3	PROGRAM COST	-	-	-
3.1.1	National Cell	-	-	-
3.1.2	Travelling expense	-	-	-
3.1.3	Project Head - travelling expenses	1,45,693	-	1,45,693
3.1.4	Principal Technical Officer - travelling expenses	74,501	-	74,501
3.1.5	Technical Officer (MIS & Documentation) - travelling expenses	1,01,039	-	1,01,039
3.1.6	Project Officer - travelling expenses	1,34,382	-	1,34,382
3.1.7	Technical Officer (System Strengthening) travelling expenses	1,07,321	-	1,07,321
3.1.8	Costing Expert	5,25,000	-	5,25,000
3.1.11	Quarterly review and coordination meetings & advisory core group consultations /Partner meetings and Ethics (DSMB)	8,13,319	-	8,13,319
3.1.13	Skill Enhancement workshop	2,39,649	-	2,39,649
3.1.14	State level dissemination	3,430	-	3,430
3.1.15	PMU Monthly meeting	30,737	-	30,737
3.1.17	Consultation on Community based monitoring with special reference to malnutrition	2,534	-	2,534
3.1.20	Module development and printing for community based monitoring in malnutrition with consultation cost	88,471	-	88,471
3.1.22	Documentation	2,64,667	-	2,64,667
3.1.23	Dissemination and consultation workshops	7,54,307	-	7,54,307
3.1.26	Travel within state - Project area for programme officer	3,13,426	-	3,13,426
3.1.29	State level Initiatives	35,567	-	35,567



SECRETARY
PUBLIC HEALTH RESOURCE SOCIETY

3.1.30	District and Block level activities	1,77,116	-	1,77,116
3.2.2	Travel Expenses of Block Project Officer	31,390	-	31,390
3.2.3	Travel Expenses of Block Coordinators	14,617	-	14,617
3.2.4	Travel Expenses of Creche Coordinators	20,000	-	20,000
3.2.5	Monthly review and planning meeting	40,537	-	40,537
3.2.17	Block level training of Creche staff (total 3 batches to cover all the creche staffs in 1 blocks)-(Annex 1)	97,503	-	97,503
3.2.19	Recurring Cost for running a Creche for 10 children (6 months to 3 years of age)- 33 months in three year (Annex-1)	9,73,356	-	9,73,356
3.2.20	Social Audit Data Collection, Training-(Annex-1)	1,34,615	-	1,34,615
3.2.23	Interviewers (Endline)	54,000	-	54,000
3.2.24	Survey Coordinator (Endline)	24,000	-	24,000
3.2.25	Travel and communiton support for Interviewers (Endline)	6,750	-	6,750
3.2.26	Travel and communication cost for Survey coordinator	6,000	-	6,000
3.2.27	Data Inputter (Endline)	36,000	-	36,000
3.2.28	Training of 9 interviewers for 2 days on Growth Monitoring (Endline)	20,983	-	20,983
3.3.1	Module development and printing	2,00,000	-	2,00,000
4	OVERHEAD COST	-	-	-
4.1	National Team	-	-	-
4.1.1	Office Rent	5,03,500	-	5,03,500
4.1.2	Water and electricity	46,097	-	46,097
4.1.3	Telephone and Internet charges	1,72,753	-	1,72,753
4.1.4	Printing and Stationary	43,037	-	43,037
4.1.5	Maintenance and Housekeeping	45,469	-	45,469
4.1.6	Books and subscription to e-journals	11,178	-	11,178
4.1.7	Maintenance cost of the assets	13,176	-	13,176
4.1.8	Auditor Fee	44,941	-	44,941
4.2	IMPLEMENTATION	-	-	-
4.2.1	Office Rent	2,04,600	-	2,04,600
4.2.2	Water and Electricity	16,285	-	16,285
4.2.3	Telephone and Internet charges	24,915	-	24,915
4.2.4	Printing and Stationary	22,750	-	22,750
4.2.5	Maintenance of Assets @ 10%	18,769	-	18,769
4.2.6	Maintenance and Housekeeping	36,012	-	36,012
5	Unbudgeted Activity	-	-	-
5.1	Bank Charges	303	-	303
5.2	Lifesciences Global - Article Fee	35,580	-	35,580
5.3	Anthropometric Equipments for Growth Monitoring	9,254	-	9,254
Grand Total		1,49,30,420	-	1,49,30,420

Schedule - XIV

Expenses - PHRS		(in ₹)		(in ₹)
Sl.No.	Particulars	Domestic	FCRA	TOTAL
1	Annual Maintenance Contract / Repairing Charges	8,150	-	8,150
2	Appollo Munich Health Insurance to Staff	32,295	-	32,295
3	Auditor Fee & Expenses	9,996	-	9,996
4	Bank Charges	4,051	-	4,051
5	Consultant - PHRS	23,993	-	23,993
6	Donation to Prime Minister Relief Fund	17,300	-	17,300
7	EDIL and Admin Expenses (EPF)	35,870	-	35,870
8	Expenses - NHRC	4,955	-	4,955
9	Income Tax	2,36,365	-	2,36,365
10	Interest on TDS	1,561	-	1,561
11	Internship	30,000	-	30,000
12	Maintenance and Housekeeping	1,06,056	-	1,06,056
13	Meeting - PHRS	33,633	-	33,633



SECRETARY
 PUBLIC HEALTH RESOURCE SOCIETY

14	Contingency Charges / Misc Expenses	77,533	-	77,533
15	Office Rent	1,40,333	-	1,40,333
16	Printing and Stationary	80,239	-	80,239
17	Prior Period Expenses - PRADAN	42,513	-	42,513
18	Resource Library	5,869	-	5,869
19	Salary to Accountant and Office Support	2,567	-	2,567
20	Salary to Programme Coordinators	34,706	-	34,706
21	Telephone and Internet Charges (PHRS)	71,297	-	71,297
22	Travelling Expenses	54,668	-	54,668
23	Water and Electricity	3,896	-	3,896
Total Expenses - PHRS		10,57,846	-	10,57,846

Schedule - XV

Expenses - Social Accountability of Private Sector in Chhattisgarh (Oxfam India)		(in ₹)		(in ₹)
Sl.No.	Particulars	Domestic	FCRA	TOTAL
1	Program Cost (A)	-	-	-
1.1	Broad Activity 1	-	-	-
1.1.1	Developing/printing resource material	-	2,633	2,633
1.2	Broad Activity 2	-	-	-
1.2.1	Meetings and Public Hearings at district/block level	-	73,070	73,070
1.2.2	Meetings and Public Hearing at state level (PH-2)	-	39,760	39,760
1.3	Broad Activity 3	-	-	-
1.3.1	Campaign and documentation coordination (Senior Coordinator-part time)	-	2,43,800	2,43,800
1.3.2	Campaign and documentation coordination (Coordinator-part time)	-	1,99,750	1,99,750
1.3.3	Travel for Campaign and documentation coordination	-	49,427	49,427
1.3.4	Oxfam Information Kit	-	-	-
2	Personnel Cost Total (B)	-	-	-
3	Administration Cost	-	-	-
3.1	Office expenses, communication and rent	-	1,04,386	1,04,386
3.2	Audit expenses	-	4,992	4,992
3.3	Accounts Support	-	39,600	39,600
3.4	Interest on Tds	-	77	77
Total Expenses - Social Accountability of Private Sector in Chhattisgarh (Oxfam India)		-	7,57,495	7,57,495

Schedule - XVI

Expenses - PoWER (PRADAN)		(in ₹)		(in ₹)
Sl.No.	Particulars	Domestic	FCRA	TOTAL
1	PERSONNEL COST			
1.1	National Team			
1.1.1	Including the Project Head, Admin, HR and Management staff, Technical Advisor/s, External Consultants and one Full time Accounts Officer (Lumsum cost)	-	8,63,415	8,63,415
1.2	State Team (3 States)			
1.2.1	Project Officer	-	3,46,236	3,46,236
1.2.2	Block Project Officer	-	9,92,827	9,92,827
2	CAPITAL COST			
3	PROGRAM COST			
3.1.1.1	Project Head (Admin, HR and Management) - Travelling Expenses	-	68,261	68,261
3.1.1.2	Technical Advisor - Travelling Expenses	-	55,785	55,785
3.1.1.3	Consultant - Travelling Expenses	-	2,23,186	2,23,186
3.1.2.1	Project Officer - Travelling Expenses within state or Project area	-	1,23,757	1,23,757
3.1.2.2	Block Project Officer - Travel Expenses	-	1,64,287	1,64,287



SECRETARY
PUBLIC HEALTH RESOURCE SOCIETY

4	OVERHEAD COS T - PoWER Project		-	-
4.1	Printing and Staionary	-	32,681	32,681
4.2	Admin and EDLIS Expenses - EPF	-	7,686	7,686
4.3	Telephone and Internet	-	98,903	98,903
4.4	Maintenance of Assets	-	29,634	29,634
4.5	Water and Electricity	-	25,969	25,969
4.6	Audit Expenses and Fees	-	36,148	36,148
4.7	Maintenance and housekeeping expenses	-	41,325	41,325
4.8	Rent	-	2,42,000	2,42,000
4.9	Interest on TDS	-	162	162
Total - PoWER (PRADAN)		-	33,52,262	33,52,262

Schedule - XVII

Expenses - Contribution of Civil Society to Health for All (M3M)				(in ₹)	(in ₹)
Sl.No.	Particulars	Domestic	FCRA	TOTAL	
1	Institutional Overhead	-	7,299	7,299	
2	Personnel Cost	-	-	-	
2.1	Consultant (Legal and Research)	-	3,00,000	3,00,000	
2.2	Consultant	-	50,000	50,000	
2.3	Salary to Office Boy	-	1,00,404	1,00,404	
3	Programme Cost	-	-	-	
3.1	Travelling Expenses	-	13,208	13,208	
Total - Contribution of Civil Society to Health for All (M3M)		-	4,70,911	4,70,911	

Schedule - XVIII

Expenses - POSHAN (IFPRI)				(in ₹)	(in ₹)
Sl.No.	Particulars	Domestic	FCRA	TOTAL	
POSHAN (APR-15 to NOV-15)					
1	State Level Meeting on Updated Data for 30 Districts	-	35,879	35,879	
2	District / Block Level Convergence	-	29,319	29,319	
3	Expenses for Programmatic Support	-	2,57,450	2,57,450	
4	CNA in two villages	-	12,251	12,251	
5	programme coordinator's salary	-	2,31,041	2,31,041	
6	coordination and travel support	-	9,307	9,307	
7	documentation, report writing etc	-	1,224	1,224	
8	Institutional Cost @	-	1,41,661	1,41,661	
POSHAN (DEC-15 to APR-16)					
1	Expenses for Programmatic Support	-	4,725	4,725	
2	Printing updated data sheets for all 30 districts (IFPRI PH-3)	-	1,50,000	1,50,000	
3	Village Health Development Plan (IFPRI PH-3)	-	53,664	53,664	
4	Programme Coordinator's Salary (IFPRI PH-3)	-	83,000	83,000	
5	Coordination and Travel Support (IFPRI PH-3)	-	12,152	12,152	
6	Institutional Cost @	-	61,760	61,760	
Total - POSHAN (IFPRI)		-	10,83,433	10,83,433	

Schedule - XIX

Expenses - NFI				(in ₹)	(in ₹)
Sl.No.	Particulars	Domestic	FCRA	TOTAL	
1	Research and Project Co-ordination & Documentation	-	1,17,250	1,17,250	
2	Research and Project Co-ordination & Documentation	-	30,000	30,000	
3	District level dissemination Event / meeting	-	5,380	5,380	
4	Stationary, communication and other overheads	-	14,111	14,111	
5	Travels	-	4,010	4,010	
Total - Expenses NFI		-	1,70,751	1,70,751	



SECRETARY
PUBLIC HEALTH RESOURCE SOCIETY

Schedule - XX

Expenses - Thoughtworks Technologies India Pvt Ltd				(in ₹)	(in ₹)
Sl.No.	Particulars	Domestic	FCRA	TOTAL	
1	Capacity Building Workshop (2)	-			-
A.	Local cost	-	2,22,601		2,22,601
B.	Travel costs	-	1,29,069		1,29,069
C.	Hall Charges	-	33,285		33,285
D.	Material	-	14,124		14,124
2	2. Material Preparation	-			-
A.	Material Preparation	-	1,19,700		1,19,700
3	3. Coordination and Documentation	-			-
A.	Human Resource	-	3,02,795		3,02,795
4	4. Institutional Cost	-			-
A.	Institutional Cost	-	22,665		22,665
Total - Expenses Thoughtworks		-	8,44,239		8,44,239

Schedule - XXI

Expenses - Sree Chitra Tirunal institute				(in ₹)	(in ₹)
Sl.No.	Particulars	Domestic	FCRA	TOTAL	
1	Travelling Expenses	-	742		742
Total - Expenses Sree chitra		-	742		742

Schedule - XXII

Expenses - PPP (Oxfam India)				(in ₹)	(in ₹)
Sl.No.	Particulars	Domestic	FCRA	TOTAL	
1	Program Cost	-			-
1.1	Broad Activity 1	-			-
1.2	Broad Activity 2	-			-
1.3	Broad Activity 3	-			-
1.3.1	Principal Investigator	-	2,50,000		2,50,000
1.3.2	Co-Investigator	-	3,99,780		3,99,780
1.3.3	Resource Associates	-	1,39,532		1,39,532
1.3.4	Data Collection (Includes Travel Expenses, Boarding and	-	56,695		56,695
1.4	Personnel Cost	-			-
1.4.1	Accounts Support	-	34,971		34,971
2	Administration Cost	-			-
2.1	Office expenses, communication and rent	-	53,432		53,432
2.2	Audit expenses	-	9,996		9,996
2.3	interest-On TDS	-	75		75
Total - Expenses PPP		-	9,44,481		9,44,481



[Handwritten Signature]
 SECRETARY
 PUBLIC HEALTH RESOURCE SOCIETY


Schedule - XXIII

Expenses - NHRC-JSA Public Hearing				(in ₹)	(in ₹)
Sl.No.	Particulars	Domestic	FCRA	TOTAL	
1	Honorarium and travel for preparatory work	-			
1.1	<i>National organising team</i>	-			
1.2	Regional Organizers honorarium	60,000		60,000	
1.3	Regional organisers travel and communication	1,47,000		1,47,000	
2	Public Hearing	-		-	
2.1	Regional level Public Hearings	4,64,458		4,64,458	
3	National Office & Communication Expenses	1,200		1,200	
4	Food Expenses - Additional	1,09,442		1,09,442	
5	Publication/Process Documentation	-		-	
5.1	Publications (Process Documentation, Tools printing, Video and Audio Documentation, Activity report)	27,693		27,693	
				-	
Total - Expenses NHRC-JSA Public Hearing		8,09,793	-	8,09,793	

FOR ASHWANI & ASSOCIATES
CHARTERD ACCOUNTANTS
(FRN : 000497N)


(SANJEEVA NARAYAN)
PARTNER
M.No. 084205
Place : New Delhi
Date: 30-09-2016

FOR PUBLIC HEALTH RESOURCE SOCIETY


(GANAPATHY MURUGAN)
(SECRETARY)

SECRETARY
PUBLIC HEALTH RESOURCE SOCIETY