

FORM NO. 10BB

[See rule 16CC]

Audit report under section 10(23C) of the Income-tax Act, 1961, in the case of any fund or trust or institution or any university or other educational institution or any hospital or other medical institution referred to in sub-clause (iv) or sub-clause (v) or sub-clause (vi) or sub-clause (via) of section 10(23C).

(i) **We** have examined the Balance Sheet as at 31/03/2017 and the Income and Expenditure or Profit and Loss Account for the year ended on that date attached herewith of **Public Health Resource Society , AAAAP8517G** (name and PAN of fund or trust or institution or any university or other educational institution or any hospital or other medical institution).

(ii) **We** certify that the Balance Sheet and the Income and Expenditure Account or Profit and Loss Account are in agreement with the books of account maintained by the head office at **C-14, GROUND FLOOR, HAUZ KHAS, DELHI** and **4** branches.

(iii) Subject to comments below

(a) **We** have obtained all the information and explanations which to the best of **our** knowledge and belief were necessary for the purpose of the audit.

(b) In **our** opinion, proper books of account have been kept by the head office and branches of the above-named fund, or trust, or institution or any university or other educational institution or any hospital or other medical institution so far as appears from **our** examination of the books of account.

(c) In **our** opinion and to the best of **our** information and according to the information given to **us** , the said accounts read with notes thereon, if any, give a true and fair view -

(1) In the case of the Balance Sheet, of the state of affairs of the above-named fund, or trust, or institution or any university or other educational institution or any hospital or other medical institution as at **31/03/2017** and

(2) In the case of Income and Expenditure Account or Profit and Loss Account, surplus or deficit or profit or loss for the year ended on that date.

The prescribed particulars are annexed herewith:

Place **NEW DELHI**
Date **29/09/2017**

Name **SANJEEVA NARAYAN**
Membership No. **084205**
FRN (Firm Registration Number) **0000497N**
Address **103, PRATAP BHAWAN, BAHADUR SHAH ZAFAR MARG, NEW DELHI-11002**



Comments

ANNEXURE
Statement of particulars
PART A
GENERAL

1.	Name of the fund or trust or institution or any university or other educational institution or any hospital or other medical institution.	Public Health Resource Society
2.	Address	
	Flat/ Door/ Block No.	C-14
	Name of premises/ Building/ Village	Ground Floor
	Road/ Street /Post Office	
	Area/ Locality	Hauz Khas
	Town/ City / District	NEW DELHI
	State	DELHI
	Pin Code	110016
3.	Permanent Account Number	AAAAP8517G
4.	Assessment Year	2017 - 18
5.	Sub-clause of section 10(23C) under which the fund or trust or institution or any university or other educational institution or any hospital or other medical institution is seeking exemption.	(iv)
6.	Number and date of notification/approval of the fund or trust or institution or any university or other educational institution or any hospital or other medical institution.	
	Number of notification /approval	Date of notification/approval
	DGIT(E)/10(23C)(iv)/2010-11/673	2010-09-06

PART B -

APPLICATION OF INCOME FOR CHARITABLE OR RELIGIOUS OR EDUCATIONAL OR PHILANTHROPIC PURPOSES

7.	Nature of charitable/ religious/ educational/ philanthropic activity [as referred to in sub-clauses (iv),(v),(vi) or (via) of section 10(23C)]	Contributing and strengthening the efforts directed toward s health for all
8.	Total income of the previous year of the fund or trust or institution or any university or other educational institution or any hospital or other medical institution (₹)	25155295
9.	Amount of income of the previous year applied during the year wholly and exclusively to the objects for which it is established (₹)	25155295
10.	Amount of income of the previous year accumulated for application, wholly and exclusively, to the objects for which it is established, to the extent it does not exceed 15% of income of that year. (₹)	0
11.	Amount of income, exceeding 15% of income of the year, accumulated in accordance with clause (a) of the third proviso to section 10(23C). (₹)	0
12.	(a) Whether, during the previous year, any part of the income, not exceeding 15% of income accumulated in any earlier year, was applied for purposes other than to the objects for which it is established or has ceased to be accumulated for application thereto?	No
	(b) If the answer to (a) above is 'yes', then give details of income so applied or ceased to be so accumulated	
13.	(a) Whether, during the previous year, any part of the income of any earlier year exceeding 15% of the income, that was accumulated in accordance with clause (a) of the third proviso to section 10(23C) in that year, was applied for purposes other than to the objects for which it is established or has ceased to be accumulated for application thereto?	No
	(b) If the answer to (a) above is 'yes', then give details of income so applied or ceased to be so accumulated	
14.	(a) Whether, during the previous year, any part of the income of any earlier year exceeding 15% of the income, that was accumulated in accordance with clause (a) of the third proviso to section 10(23C) in that year, was not utilised for purposes for which it was accumulated during the period for which it was to be accumulated?	No
	(b) If the answer to (a) above is 'yes', then give details thereof, together with amount of income not so utilised.	

**PART C -
OTHER INFORMATION**

15.	(a) Whether any funds, other than the assets or voluntary contributions referred to in clause (b) of the third proviso to section 10(23C), were invested or deposited for any period during the previous year, otherwise than in the forms and modes specified in sub-section (5) of section 11.	No
	(b)	
16.	In relation to any income being profits and gains of business, -	
	(a) whether the business was incidental to the attainment of the objectives of the fund or trust or institution or university or other educational institution or hospital or other medical institution?	Not Applicable
	(b) whether separate books of account were maintained in respect of such business?	Not Applicable
	(c) if the answer to (a) and/or (b) above is 'no', then state the amount of such income. (₹)	
17.	(a) whether during the previous year, any part of the accumulated income was paid or credited to any trust or institution registered under section 12AA or to any fund or trust or institution or any university or other educational institution or any hospital or other medical institution referred to in sub-clause (iv) or sub-clause	No




	(v) or sub-clause (vi) or sub-clause (via) of clause (23C) of section 10?	
	(b) if the answer to (a) above is 'yes', then give details thereof, together with the amount of income so paid or credited.	
18	(a) Whether any voluntary contribution, other than voluntary contribution in cash or voluntary contribution of the nature referred to in clause (b) of the third proviso to section 10(23C), was held during the previous year, otherwise than in any of the forms or modes specified in sub-section (5) of section 11, after the expiry of one year from the end of the previous year in which such voluntary contribution was received?	No
	(b) if the answer to (a) above is 'yes', then give details thereof, including the amount of such voluntary contribution.	
19	(a) whether any anonymous donation referred to in section 115 BBC was received during the year? (See notes 2 &3)	No
	(b) if the answer to (a) above is 'yes', then state the amount of such anonymous donation. (₹)	

Place
Date

NEW DELHI
29/09/2017

Name
Membership No.
FRN (Firm Registration Number)
Address


SANJEEVA NARAYAN
084205
0000497N
103, PRAJAPBHAWAN, BAHAD
UR SHAH ZAFAR MARG, NEW D
ELHI-11002

Form Filing Details	
Revision/Original	Original



Audit report under section 12A(b) of the Income-tax Act, 1961, in the case of charitable or religious trusts or institutions

We have examined the balance sheet of **Public Health Resource Society, C-14, Ground Floor, Hauz Khas, New Delhi - 110016**, **AAAAP8517G** [name and PAN of the trust or institution] as at **31/03/2017** and the Profit and loss account for the year ended on that date which are in agreement with the books of account maintained by the said trust or institution.

We have obtained all the information and explanations which to the best of **our** knowledge and belief were necessary for the purposes of the audit. In **our** opinion, proper books of account have been kept by the head office and the branches of the abovenamed **trust** visited by **us** so far as appears from **our** examination of the books, and proper Returns adequate for the purposes of audit have been received from branches not visited by **us**, subject to the comments given below:

In **our** opinion and to the best of **our** information, and according to information given to **us**, the said accounts give a true and fair view-

(i) in the case of the balance sheet, of the state of affairs of the above named **trust** as at **31/03/2017** and


(ii) in the case of the profit and loss account, of the profit or loss of its accounting year ending on **31/03/2017**

The prescribed particulars are annexed hereto.

Place **NEW DELHI**

Date **29/09/2017**

Name
Membership Number
FRN (Firm Registration Number)
Address


SANJEEVA NARAYAN
084205
00004971
Chartered Accountant
103, PRATAP BHAWAN, BAH
ADUR SHAH ZAFAR MARG,
NEW DELHI-110002

ANNEXURE

Statement of particulars

I. APPLICATION OF INCOME FOR CHARITABLE OR RELIGIOUS PURPOSES

1.	Amount of income of the previous year applied to charitable or religious purposes in India during that year (₹)	737610
2.	Whether the trust has exercised the option under clause (2) of the Explanation to section 11(1) ? If so, the details of the amount of income deemed to have been applied to charitable or religious purposes in India during the previous year (₹)	No
3.	Amount of income accumulated or set apart for application to charitable or religious purposes, to the extent it does not exceed 15 per cent of the income derived from property held under trust wholly for such purposes. (₹)	Yes 128167
4.	Amount of income eligible for exemption under section 11(1)(c) (Give details)	No
5.	Amount of income, in addition to the amount referred to in item 3 above, accumulated or set apart for specified purposes under section 11(2) (₹)	0
6.	Whether the amount of income mentioned in item 5 above has been invested or deposited in the manner laid down in section 11(2)(b) ? If so, the details thereof.	Not Applicable
7.	Whether any part of the income in respect of which an option was exercised under clause (2) of the Explanation to section 11(1) in any earlier year is deemed to be income of the previous year under section 11(1B) ? If so, the details thereof (₹)	No
8.	Whether, during the previous year, any part of income accumulated or set apart for specified purposes under section 11(2) in any earlier year-	
(a)	has been applied for purposes other than charitable or religious purposes or has ceased to be accumulated or set apart for application thereto, or	No
(b)	has ceased to remain invested in any security referred to in section 11(2)(b)(i) or deposited in any account referred to in section 11(2)(b)(ii) or section 11(2)(b)(iii), or	No
(c)	has not been utilised for purposes for which it was accumulated or set apart during the period for which	No



it was to be accumulated or set apart, or in the year immediately following the expiry thereof? If so, the details thereof

II. APPLICATION OR USE OF INCOME OR PROPERTY FOR THE BENEFIT OF PERSONS REFERRED TO IN SECTION 13(3)

1.	Whether any part of the income or property of the trust was lent, or continues to be lent, in the previous year to any person referred to in section 13(3) (hereinafter referred to in this Annexure as such person)? If so, give details of the amount, rate of interest charged and the nature of security, if any.	No
2.	Whether any part of the income or property of the trust was made, or continued to be made, available for the use of any such person during the previous year? If so, give details of the property and the amount of rent or compensation charged, if any.	No
3.	Whether any payment was made to any such person during the previous year by way of salary, allowance or otherwise? If so, give details	Yes
	Details	Amount(₹)
	Salary and Consultancies to Board Members	3404289
4.	Whether the services of the trust were made available to any such person during the previous year? If so, give details thereof together with remuneration or compensation received, if any	No
5.	Whether any share, security or other property was purchased by or on behalf of the trust during the previous year from any such person? If so, give details thereof together with the consideration paid	No
6.	Whether any share, security or other property was sold by or on behalf of the trust during the previous year to any such person? If so, give details thereof together with the consideration received	No
7.	Whether any income or property of the trust was diverted during the previous year in favour of any such person? If so, give details thereof together with the amount of income or value of property so diverted	No
8.	Whether the income or property of the trust was used or applied during the previous year for the benefit of any such person in any other manner? If so, give details	No

III. INVESTMENTS HELD AT ANY TIME DURING THE PREVIOUS YEAR(S) IN CONCERNS IN WHICH PERSONS REFERRED TO IN SECTION 13(3) HAVE A SUBSTANTIAL INTEREST

S. No	Name and address of the concern	Where the concern is a company, number and class of shares held	Nominal value of the investment(₹)	Income from the investment(₹)	Whether the amount in col. 4 exceeded 5 per cent of the capital of the concern during the previous year-say, Yes/No
1	0	0	0	0	No
Total					

Place **NEW DELHI**
Date **29/09/2017**

Name
Membership Number
FRN (Firm Registration Number)
Address


SANJEEVA NARAYAN
084205
000497N
**103, PRATAP BHAWAN, BAH
ADUR SHAH ZAFAR MARG,
NEW DELHI-110002**

Form Filing Details

Revision/Original Original



Public Health Resource Society

C-14, Ground Floor, Hauz Khas, New Delhi - 110016

ASSESSMENT YEAR 2017-2018

PAN : AAAAP8517G
CHARITABLE SOCIETY

COMPUTATION OF INCOME

INCOME FROM OTHER SOURCES

GROSS INCOME [AS PER INCOME & EXPENDITURE ACCOUNT]			8,54,444
ADD:			
Loss on sale of fixed assets	25,069		
INTEREST ON TDS	190	25,259	
<u>LESS :</u>			
AMOUNT APPLIED TO CHARITABLE & RELIGIOUS PURPOSES IN INDIA DURING PREVIOUS YEAR [AS PER REPORT ON FORM No. 10B]		7,37,610	7,12,351
			1,42,093
<u>LESS :</u>			
INCOME ACCUMULATED OR SET APART U/S 11 (1)(a) FOR APPLICATION TO CHARITABLE OR RELIGIOUS PURPOSES		1,28,167	
		NET INCOME	<u>13,926</u>
		Say	13,930

TAX ON INCOME	13,930	-
ADD : EDUCATION CESS		-
		-
ADD:		
INTEREST U/S 234B	-	-
INTEREST U/S 234C	-	-
TDS PAID		272921
TAX PAYABLE/ (REFUNDABLE)		<u>(2,72,920)</u>

For Public Health Resource Society

SECRETARY
PUBLIC HEALTH RESOURCE SOCIETY

<u>Working of Form 10BB</u>	
<u>Opening Balance</u>	28,49,010
Total Grant received	<u>2,51,55,295</u>
	<u>2,80,04,305</u>
Total Expenditure	3,06,95,755
Total Assets purchased	<u>6,08,688</u>
	<u>3,13,04,443</u>
Amount utilised from current year Grant	2,84,55,433
Less: 15% of Grant	0
Balance	<u>(33,00,138)</u>

Public Health Resource Society

C-14, Ground Floor, Hauz Khas, New Delhi - 110016

Statement of Affairs as on 31.03.2017

Particulars	Schedule Nos	Amount in ₹					
		Figures at the end of financial year 2016-2017			Figures at the end of financial year 2015-2016		
		Domestic (PHRS + Project)	Project - FCRA 2016-2017	Total	Domestic (PHRS + Project)	Project - FCRA 2015-2016	Total
LIABILITIES							
Corpus							
Opening Balance		3,000	-	3,000	-	-	-
Add: Received During the Year	X	3,000	-	3,000	3,000	-	3,000
Reserve and Surplus							
Opening Balance		50,70,842	1,22,433	51,93,275	55,31,042	-	55,31,042
Add: Transfer from un-utilized fund		-	-	-	-	1,22,433	1,22,433
Add: Excess of Income Over Expenditure (As per Statement I & E Annexed)	I & E	1,16,834	-	1,16,834	(3,75,843)	-	(3,75,843)
Less: Depreciation during the year	I	(69,818)	-	(69,818)	(84,357)	-	(84,357)
Assets fund transfer from NSF							
Opening Balance		27,066	-	27,066	31,987	-	31,987
Add: Addition during the year	I	-	-	-	-	-	-
Less: Depreciation during the year	I	(1,995)	-	(1,995)	(4,921)	-	(4,921)
Assets fund transfer from AAM Project							
Opening Balance		2,45,268	-	2,45,268	3,27,061	-	3,27,061
Add: Addition/Sale during the year	I	-	-	-	-	-	-
Less: Depreciation during the year	I	(53,678)	-	(53,678)	(81,793)	-	(81,793)
Assets fund transfer from PoWER Project							
Opening Balance		-	61,218	61,218	-	1,53,046	1,53,046
Add: Addition during the year	I	-	40,800	40,800	-	-	-
Less: Depreciation during the year	I	-	(61,211)	(61,211)	-	(91,828)	(91,828)
Assets fund transfer from IKEA funding Project							
Opening Balance		-	-	-	-	-	-
Add: Addition during the year	I	-	2,07,700	2,07,700	-	-	-
Less: Depreciation during the year	I	-	(1,24,620)	(1,24,620)	-	-	-
Assets fund transfer from PRIDE Project							
Opening Balance		-	-	-	-	-	-
Add: Addition during the year	I	-	3,60,188	3,60,188	-	-	-
Less: Depreciation during the year	I	-	(1,93,017)	(1,93,017)	-	-	-
Assets fund transfer from ThoughtWorks							
Opening Balance		-	35,000	35,000	-	-	-
Add: Addition during the year	I	-	-	-	-	50,000	50,000
Less: Depreciation during the year	I	-	(21,000)	(21,000)	-	(15,000)	(15,000)
Unutilized Fund at the end of year (As per Statement I&E Annexed)	I & E	72,74,964	36,82,377	1,09,57,341	1,58,07,352	6,90,449	1,64,97,801
Outstanding Expenses	II	5,98,515	6,64,546	12,63,061	8,50,273	9,41,310	17,91,583
Sundry Creditors	III	-	3,316	3,316	2,23,206	2,33,436	4,56,642
Total Liabilities		1,32,13,998	47,77,730	1,79,91,728	2,22,27,007	20,83,846	2,43,10,853
ASSETS							
Fixed Assets							
Gross Block	I	8,05,812	96,218	9,02,030	9,76,883	2,03,046	11,79,929
Less: Addition / Sale of Assets	I	(27,662)	6,08,688	5,81,026	(1,71,071)	(1,06,828)	(2,77,899)
Less: Accumulated Depreciation	I	(1,25,490)	(3,99,847)	(5,25,337)	-	-	-
Land							
Building under Construction		18,16,000	-	18,16,000	18,16,000	-	18,16,000
Investments	IV	89,05,498	-	89,05,498	4,00,000	-	4,00,000
Current Assets & Loan and Advances							
Loans & Advances (Assets)	V	9,16,752	2,07,916	11,24,668	7,76,854	12,39,679	20,16,533
Sundry Debtors	VI	44,572	-	44,572	44,572	-	44,572
Cash & Bank Balances	VII	8,78,516	42,64,755	51,43,271	1,83,83,769	7,47,949	1,91,31,718
Total Assets		1,32,13,998	47,77,730	1,79,91,728	2,22,27,007	20,83,846	2,43,10,853

IN TERMS OF OUR REPORT OF EVEN DATE

FOR ASHWANI & ASSOCIATES
CHARTERED ACCOUNTANTS
(FRN - 0004974)

(SANJEEVA NARAYAN)
PARTNER
M.No. 384205

Place : New Delhi

Date:

29/09/2017

FOR PUBLIC HEALTH RESOURCE SOCIETY

(GANAPATHY MURUGAN)
(SECRETARY)

SECRETARY
PUBLIC HEALTH RESOURCE SOCIETY

Public Health Resource Society

C-14, Ground Floor, Hauz Khas, New Delhi - 110016

Income and Expenditure Account as on 31.03.2017

Particulars	Schedule Nos	Amount in ₹							
		Figures at the end of financial year 2016-2017				Figures at the end of financial year 2015-2016			
		Domestic		Project - FCRA 2016-2017	Total	Domestic		Project - FCRA 2015-2016	Total
		Other / PHRS	Domestic			Other / PHRS	Domestic		
INCOME									
Unutilized Grant at the Beginning		-	1,58,07,352	6,90,449	1,64,97,801	-	66,52,771	19,97,939	86,50,710
Grant-in-Aid	VIII	-	45,71,920	1,98,88,801	2,44,60,721	-	2,68,55,251	62,69,999	3,31,25,250
Indirect Income	IX	8,54,444	5,11,442	1,83,132	15,49,018	6,82,003	2,99,155	82,240	10,63,398
TOTAL		8,54,444	2,08,90,714	2,07,62,382	4,25,07,540	6,82,003	3,38,07,177	83,50,178	4,28,39,358
EXPENDITURES									
Expenses - State Health Society / ARC		-	-	-	-	-	22,19,179	-	22,19,179
Expense - Capacity Building of Civil Society Health Advocate (NSF)		-	-	-	-	-	40,433	-	40,433
Expenses - Project - Action Against Malnutrition (Tata Trust)	XIV	-	1,16,13,615	-	1,16,13,615	-	1,49,30,420	-	1,49,30,420
Expense - PHRS	XXIII	7,37,610	-	-	7,37,610	10,57,846	-	-	10,57,846
Expenses - Social Accountability of Private Sector in Chhattisgarh (Oxfam India)		-	-	-	-	-	-	7,57,495	7,57,495
Expenses - Campaign on Availability of Free and Essential Medicines (Oxfam)	XI	-	-	4,04,216	4,04,216	-	-	-	-
Expenses - PoWER (PRADAN)	XV	-	-	51,65,313	51,65,313	-	-	33,52,262	33,52,262
Expenses - Contribution of Civil Society to Health for All (M3M)	XIII	-	-	3,13,500	3,13,500	-	-	4,70,911	4,70,911
Expenses - POSHAN (IFPRI)	XIV	-	-	6,91,368	6,91,368	-	-	10,83,433	10,83,433
Expenses - Strengthening Public Provisioning of Healthcare in India (NFI)	XVIII	-	-	2,72,002	2,72,002	-	-	1,70,751	1,70,751
Expenses - Capacity Building for Equity in Access to Health (ThoughtWorks Technologies (India) Private Limited)	XII	-	-	12,061	12,061	-	-	8,44,239	8,44,239
Expenses - PPP		-	-	-	-	-	-	9,44,481	9,44,481
Expenses - PVTGs (Sree Chitra)	XVII	-	-	11,40,735	11,40,735	-	-	742	742
Expenses - NHRC-JSA Public Hearing	XXV	-	981	-	981	-	8,09,793	-	8,09,793
Expenses - Study on "Assessment of Capacity Building of Frontline Workers in the ICDS in Odisha" (APPI)	XXI	-	16,01,462	-	16,01,462	-	-	-	-
Expenses - Project title "Strengthening for Children of Working Mothers in Bihar (UNICEF)	XXII	-	3,09,485	-	3,09,485	-	-	-	-
Expenses - Study for Public Service International (PSI)	XX	-	-	1,46,709	1,46,709	-	-	-	-
Expenses - Partnership for Rural Integrated Development and Empowerment (PRIDE)	XVI	-	-	49,66,913	49,66,913	-	-	-	-
Expenses - Women's Collective led processes for Impacting Poverty and Malnourishment under IKEA Funding (PRADAN)	XIX	-	-	39,67,188	39,67,188	-	-	-	-
Transfer against unutilised grant		-	90,207	-	90,207	-	-	35,415	35,415
Excess of Income over Expenditure		1,16,834	-	-	1,16,834	(3,75,843)	-	-	(3,75,843)
Unutilized Grant at the end		-	72,74,964	36,82,377	1,09,57,341	-	1,58,07,352	6,90,449	1,64,97,801
Total		8,54,444	2,08,90,714	2,07,62,382	4,25,07,540	6,82,003	3,38,07,177	83,50,178	4,28,39,358

IN TERMS OF OUR REPORT OF EVEN DATE

FOR ASHWANI & ASSOCIATES
CHARTERED ACCOUNTANTS
(FERN: 00049274)

(SANGEETA NARAYAN)
PARTNER
M No. 084205
Place - New Delhi
Date: 29/09/2017


FOR PUBLIC HEALTH RESOURCE SOCIETY

(GANAPATHY MURUGAN)
(SECRETARY)
SECRETARY
PUBLIC HEALTH RESOURCE SOCIETY


Receipts and Payments Account as on 31.03.2017

Particulars	Schedule Nos	Amount in ₹					
		Figures at the end of financial year 2016-2017			Figures at the end of financial year 2015-2016		
		Domestic (PHRS + Project)	FCRA 2016-2017	Total	Domestic (PHRS + Project)	FCRA 2015-2016	Total
RECEIPTS							
Opening Balance - Cash and Bank		1,83,83,769	7,47,949	1,91,31,718	71,98,044	22,41,561	94,39,605
Grant-in-Aid	VIII	45,71,920	1,98,88,801	2,44,60,721	2,68,55,251	62,69,999	3,31,25,250
Indirect Income	IX	13,65,886	1,83,132	15,49,018	9,84,158	82,240	10,66,398
Recover from Unutilised fund				-		1,22,433	1,22,433
Corpus Donation	X	3,000		3,000			
Fund Received for Fixed Assets from Funder	I		6,08,688	6,08,688	-	50,000	50,000
Sundry Creditor	III	(2,23,206)	(2,30,120)	(4,53,326)	1,64,173	2,33,436	3,97,609
Outstanding Expenses	II	(2,51,758)	(2,76,764)	(5,28,522)	85,311	6,65,991	7,51,302
TOTAL		2,38,49,611	2,09,21,686	4,47,71,297	3,52,86,937	96,65,660	4,49,52,597
PAYMENTS							
Expenses - State Health Society / ARC				-	22,19,179	-	22,19,179
Expense - Capacity Building of Civil Society Health Advocate (NSF)				-	40,433	-	40,433
Expenses - Project - Action Against Malnutrition (Tata Trust)	XIV	1,16,13,615		1,16,13,615	1,49,30,420	-	1,49,30,420
Expense - PHRS	XXIII	7,37,610		7,37,610	10,57,846	-	10,57,846
Expenses - NHRC-JSA Public Hearing		981		981	8,09,793		8,09,793
Expenses - Campaign on Availability of Free and Essential Medicines (Oxfam)	XI		4,04,216	4,04,216			
Expenses - Social Accountability of Private Sector in Chhattisgarh (Oxfam India)				-	-	7,57,495	7,57,495
Expenses - PoWER (PRADAN)	XV		51,65,313	51,65,313	-	33,52,262	33,52,262
Expenses - Contribution of Civil Society to Health for All (M3M)	XIII		3,13,500	3,13,500	-	4,70,911	4,70,911
Expenses - POSHAN (IFPRI)	XIV		6,91,368	6,91,368	-	10,83,433	10,83,433
Expenses - Strengthening Public Provisioning of Healthcare in India (NFI)	XVIII		2,72,002	2,72,002		1,70,751	1,70,751
Expenses - Capacity Building for Equity in Access to Health (ThoughtWorks Technologies (India) Private Limited)	XII		12,061	12,061		8,44,239	8,44,239
Expenses - PPP				-		9,44,481	9,44,481
Expenses - PVTGs (Sree Chitra)	XVII		11,40,735	11,40,735		742	742
Expenses - Study on "Assessment of Capacity Building of Frontline Workers in the ICDS in Odisha" (APPI)	XXI	16,01,462		16,01,462			
Expenses - Project title "Strengthening for Children of Working Mothers in Bihar (UNICEF)	XXII	3,09,485		3,09,485			
Expenses - Study for Public Service International (PSI)	XX		1,46,709	1,46,709			
Expenses - Partnership for Rural Integrated Development and Empowerment (PRIDE)	XVI		49,66,913	49,66,913			
Expenses - Women's Collective led processes for Impacting Poverty and Malnourishment under IKEA Funding (PRADAN)	XIX		39,67,188	39,67,188			
Investments	IV	85,05,498		85,05,498	(16,00,000)	-	(16,00,000)
Transfer Against Unutilised Fund		90,207		90,207		35,415	35,415
Loan and Advances (Assets)	V	1,39,899	(10,31,762)	(8,91,863)	(10,12,094)	12,07,982	1,95,888
Fixed Assets - Additions	I	(27,662)	6,08,688	5,81,026	4,57,591	50,000	5,07,591
Closing Balance - Cash and Bank	VII	8,78,516	42,64,755	51,43,271	1,83,83,769	7,47,949	1,91,31,718
Total		2,38,49,611	2,09,21,686	4,47,71,297	3,52,86,937	96,65,660	4,49,52,597

IN TERMS OF OUR REPORT OF EVEN DATE

FOR ASHWANI & ASSOCIATES
CHARTERD ACCOUNTANTS
(FRN : 000497N)

(SANJEEVA NARAYAN)
PARTNER
M.No. 084205
Place - New Delhi
Date: 29/09/2017

FOR PUBLIC HEALTH RESOURCE SOCIETY


(GANAPATHY MURUGAN)
(SECRETARY)
SECRETARY
PUBLIC HEALTH RESOURCE SOCIETY

Public Health Resource Society

C-14, Ground Floor, Hauz Khas, New Delhi - 110016

Schedule for Depreciation as per Income Tax Act from 1st April 2016 to 31st March 2017

Schedule I - Consolidated

									(in ₹)
Sl. No.	Assets	Rate	WDV as on	Addition > 180 Days	Addition < 180	Sale	Total	Depreciation	WDV as on 31.03.2017
1	Computer & Accessories	60%	1,20,489	5,31,700	76,988	1,992	7,27,185	4,13,215	3,13,970
2	Furniture	10%	3,16,547	-	-	385	3,16,162	31,616	2,84,546
3	Office Equipments	15%	3,19,514	-	-	25,285	2,94,229	44,136	2,50,093
4	MIS Software	25%	1,45,480	-	-	-	1,45,480	36,370	1,09,110
Total			9,02,030	5,31,700	76,988	27,662	14,83,056	5,25,337	9,57,719

PHRS

Sl. No.	Assets	Rate	WDV as on	Addition > 180 Days	Addition < 180	Sale	Total	Depreciation	WDV as on 31.03.2017
1	Computer & Accessories	60%	4,121	-	-	898	3,223	1,934	1,289
2	Furniture	10%	2,77,479	-	-	385	2,77,094	27,710	2,49,384
3	Office Equipments	15%	1,99,069	-	-	19,267	1,79,802	26,971	1,52,831
4	Web Site -PHRS	25%	52,809	-	-	-	52,809	13,202	39,607
Total			5,33,478	0	0	20,550	5,12,928	69,817	4,43,111

Assets from NSF

Sl. No.	Assets	Rate	WDV as on	Addition > 180 Days	Addition < 180	Sale	Total	Depreciation	WDV as on 31.03.2017
1	Computer & Accessories	60%	1,094	-	-	1,094	-	0	0
2	Furniture	10%	19,954	-	-	-	19,954	1,995	17,959
3	Office Equipments	15%	6,018	-	-	6,018	-	0	0
4	MIS Software	25%	-	-	-	-	-	0	0
Total			27,066	0	0	7,112	19,954	1,995	17,959

Assets from SDTT / JTT

Sl. No.	Assets	Rate	WDV as on	Addition > 180 Days	Addition < 180	Sale	Total	Depreciation	WDV as on 31.03.2017
1	Computer & Accessories	60%	19,056	-	-	-	19,056	11,434	7,622
2	Furniture	10%	19,114	-	-	-	19,114	1,911	17,203
3	Office Equipments	15%	1,14,427	-	-	-	1,14,427	17,165	97,262
4	MIS Software	25%	92,671	-	-	-	92,671	23,168	69,503
Total			2,45,268	0	0	0	2,45,268	53,678	1,91,590

Assets from PoWER Project (PRAI)

									(in ₹)
Sl. No.	Assets	Rate	WDV as on	Addition > 180 Days	Addition < 180	Sale	Total	Depreciation	WDV as on 31.03.2017
1	Computer & Accessories	60%	61,218	40,800	-	-	1,02,018	61,211	40,807
2	Furniture	10%	-	-	-	-	-	0	0
3	Office Equipments	15%	-	-	-	-	-	0	0
4	MIS Software	25%	-	-	-	-	-	0	0
Total			61,218	40,800	0	0	1,02,018	61,211	40,807

Assets from ThoughtWorks

									(in ₹)
Sl. No.	Assets	Rate	WDV as on	Addition > 180 Days	Addition < 180	Sale	Total	Depreciation	WDV as on 31.03.2017
1	Computer & Accessories	60%	35,000	-	-	-	35,000	21,000	14,000
2	Furniture	10%	-	-	-	-	-	0	0
3	Office Equipments	15%	-	-	-	-	-	0	0
4	MIS Software	25%	-	-	-	-	-	0	0
Total			35,000	0	0	0	35,000	21,000	14,000



SECRETARY
PUBLIC HEALTH RESOURCE SOCIETY

Assets from IKEA Funding Project

									(in ₹)
Sl. No.	Assets	Rate	WDV as on	Addition > 180 Days	Addition < 180	Sale	Total	Depreciation	WDV as on 31.03.2017
1	Computer & Accessories	60%	-	2,07,700	-	-	2,07,700	1,24,620	83,080
2	Furniture	10%	-	-	-	-	-	0	0
3	Office Equipments	15%	-	-	-	-	-	0	0
4	MIS Software	25%	-	-	-	-	-	0	0
Total			0	2,07,700	0	0	2,07,700	1,24,620	83,080

Assets from PRIDE Project (PRAD)


									(in ₹)
Sl. No.	Assets	Rate	WDV as on	Addition > 180 Days	Addition < 180	Sale	Total	Depreciation	WDV as on 31.03.2017
1	Computer & Accessories	60%	-	2,83,200	76,988	-	3,60,188	1,93,016	1,67,172
2	Furniture	10%	-	-	-	-	-	0	0
3	Office Equipments	15%	-	-	-	-	-	0	0
4	MIS Software	25%	-	-	-	-	-	0	0
Total			0	2,83,200	76,988	0	3,60,188	1,93,016	1,67,172

IN TERMS OF OUR REPORT OF E'
FOR ASHWANI & ASSOCIATES
CHARTERD ACCOUNTANTS
(FRN : 000497N)


(SANJEEVA NARAYAN)
PARTNER
M.No. 084205
Place : New Delhi
Date: 29/09/2017

FOR PUBLIC HEALTH RESOURCE SOCIETY

FOR PUBLIC HEALTH RESOURCE SOCIETY


(GANAPATHY MURUGAN)
(SECRETARY)

SECRETARY
PUBLIC HEALTH RESOURCE SOCIETY

Public Health Resource Society
C-14, Ground Floor, Hauz Khas, New Delhi - 110016
Schedules for the period from 1st April 2016 to 31st March 2017

Schedule - II

Outstanding Expenses					(in ₹)
Sl.No.	Particulars	Domestic	FCRA	TOTAL	
Expense Payable					
1	Payable - Monthly Meeting Expenses	-	4,514	4,514	
2	Payable - External Expert / Technical Advisor Fee	51,555	3,38,327	3,89,882	
3	Payable - Telephone and Internet Expenses	-	6,843	6,843	
4	Payable - Mentors Travel	-	32,524	32,524	
5	Payable - Printing and Stationary Expenses	4,673	4,418	9,091	
6	Payable - Auditor Fee	63,913	51,387	1,15,300	
7	Payable - Travelling Expenses	640	71,910	72,550	
8	Payable - Salary	-	40,087	40,087	
9	Ms.Swati Das	3,266		3,266	
Statutory Payable					
10	EPF Payable		74,012	74,012	
11	EPF Payable (Previous)	-	3,832	3,832	
12	TDS on salary	18,445		18,445	
Other Liabilities / Payable (Other sider)					
13	Payable - Chetna	-	27,742	27,742	
14	Payable - Richa Chintan	-	8,950	8,950	
15	Payable - Dr. Geeta Chopra	3,000		3,000	
16	Ms. Satish Gupta and Co. (EPF Consultant)	6,038		6,038	
17	Bank Guarantee - NHRC JSA Public Hearing	2,70,000		2,70,000	
18	Payable to Master Trainer/s	1,32,784		1,32,784	
19	Travel of Trainees form Distrcit	2,400		2,400	
20	Payable to ActionAid Patna	8,075		8,075	
21	Payable to Koshish Charitable Trust	12,000		12,000	
		-		-	
Total - Outstanding Expenses		5,76,789	6,64,546	12,41,335	

Schedule - III

Sundry Creditor					(in ₹)
Sl.No.	Particulars	Domestic	FCRA	TOTAL	
1	M/s Golden Peacock Travels	-	3,316	3,316	
Total - Sundry Creditor		-	3,316	3,316	

Schedule - IV

Investments					(in ₹)
Sl.No.	Particulars	Domestic	FCRA	TOTAL	
1	MoD A/c 36525412106 (Under A/c ending 2517)	28,94,492		28,94,492	
2	MoDs A/c 36525473883 (Under A/c AAM)	60,11,006		60,11,006	
Total - Investments		89,05,498	-	89,05,498	

Schedule - V

Loan and Advances (Assets)					(in ₹)
Sl.No.	Particulars	Domestic	FCRA	TOTAL	
1	Adv-Shanker Soren	-	3,000	3,000	
2	Butterfly	-	20,000	20,000	
3	Council for Social Development	-	21,750	21,750	
4	Hemlata - Salary Advance	-	6,000	6,000	
5	Mentor - Travel	-	12,885	12,885	
6	PA- Sumeet Kalyani	-	672	672	
7	Receivable - Oxfam	-	79,625	79,625	
8	TDS Receivable	-	63,984	63,984	
9	Security (Rent) -Delhi	1,58,400		1,58,400	
10	Ms. Shilpa Maiya	2,000		2,000	
11	Mr. Rajendra Kumar Mishra	16		16	
12	Ms. Rashmita Behera	4,206		4,206	
13	Interest Accrued But Not Received	82,818		82,818	
14	Prepaid Expenses	36,800		36,800	
15	TDS Paid	4,82,985		4,82,985	
16	TDS on MoDs	10,547		10,547	
17	Ms. Swati Priyambada Das	20,000		20,000	
18	Security Deposit	1,04,480		1,04,480	
19	Receivable from Choupal	710		710	
20	Receivable from Mobile Creche	13,790		13,790	
Total - Loan and Advances (Assets)		9,16,752	2,07,916	11,24,668	



(Signature)
SECRETARY
PUBLIC HEALTH RESOURCE SOCIETY

Schedule - VI

Sundry Debtors				(in ₹)
Sl.No.	Particulars	Domestic	FCRA	TOTAL
1	ICDS Department - Social Audit	44,572	-	44,572
		-	-	-
Total - Sundry Debtor		44,572	-	44,572

Schedule - VII

Cash and Bank Balances as on 31-03-2017				(in ₹)
Sl.No.	Particulars	Domestic	FCRA	TOTAL
1	Indian Bank - A/c 999842815 (PHRS Bihar - SHS Project)	547	-	547
2	State Bank of India - A/c 30452108814 (Bihar - General)	67	-	67
3	State Bank of India - A/c 32404592808 (PHRS Delhi - AAM)	2,09,261	-	2,09,261
4	State Bank of India - A/c 30409892517 (PHRS Delhi - General Account)	-5,723	-	-5,723
5	ICICI Bank Ltd - A/c 022401002669 (PHRS Delhi - General)	30,740	-	30,740
6	Indian Bank Ltd - A/c 901664077 (PHRS Delhi - IGNOU)	4,490	-	4,490
7	IDBI Bank Ltd - A/c 0049104000394543 (PHRS Chhattisgarh - IGNOU Purpose)	7,643	-	7,643
8	Cash Balance	15,496	1,196	16,692
9	State Bank of India - Current Account (Odisha)	2,18,505	-	2,18,505
10	State Bank of India A/c Ending 4408 (Ranchi)	19,278	-	19,278
11	State Bank of India A/c Ending 9378 (Ranchi)	18,394	-	18,394
12	State Bank of India - A/c (PHRS Raipur)	3,59,818	-	3,59,818
13	HDFC Bank Account No 00321450000471	-	41,88,170	41,88,170
14	HDFC Bank Account No 50200007416538	-	56,360	56,360
15	HDFC Bank Account No 50200007416551	-	15,490	15,490
16	HDFC Bank Account No 50200007354231	-	3,540	3,540
Total - Cash and Bank Balances as on 31.03.2017		8,78,516	42,64,755	51,43,272

Schedule - VIII

Grant In Aid				(in ₹)
Sl.No.	Particulars	Domestic	FCRA	TOTAL
1	PVTGs (Sree Chitra Thirunal Institute for MS & T)	-	6,53,057	6,53,057
2	Social Accountability of Private Sector in Chhattisgarh (Oxfam)	-	4,35,000	4,35,000
3	POSHAN - Partnerships and Opportunities to Strengthen and Harmonize Actions for Nutrition in India Save the Children	-	8,24,066	8,24,066
4	Partnerships for Women's Empowerment & Rights (PoWER) (PRADAN)	-	74,52,808	74,52,808
5	Contribution of Civil Society to Health for All (M3M)	-	2,00,362	2,00,362
6	PRIDE Project (PRADAN)	-	59,48,252	59,48,252
7	IKEA-1 Project (PRADAN)	-	45,08,944	45,08,944
8	Public Service International (PSI)	-	1,50,000	1,50,000
9	Strengthening Public Provisioning of Healthcare in Chhattisgarh (National Foundation for India)	-	3,25,000	3,25,000
10	Study on "Assessment of Capacity Building of Frontline Workers in the ICDS in Odisha" (APPI)	34,30,856	-	34,30,856
11	Project title "Strengthening for Children of Working Mothers in Bihar (AWC cum creche, creches under Rajiv Gandhi National Creche Scheme for Children of Working Mothers and creches under MNREGA)" (UNICEF)	11,41,064	-	11,41,064
12	Less: Assets Fund Received from Funders	-	-6,08,688	-6,08,688
Total - Grant in Aid		45,71,920	1,98,88,801	2,44,60,721

Schedule - IX

Indirect Income				(in ₹)
Sl.No.	Particulars	Domestic	FCRA	TOTAL
1	Bank Interest	9,627	1,82,173	1,91,800
2	Misc. Receipt	-	959	959
3	Bank Interest -PHRS	1,41,751	-	1,41,751
4	Bank Interest -SDTT	5,11,442	-	5,11,442
5	Contribution for PHRN Module	39,625	-	39,625
6	Donation U/s 80G	5,26,050	-	5,26,050
7	Interest on Income Tax Refund	591	-	591
8	Membership Fee	1,800	-	1,800
9	Contribution Received from Chaupal - for Rent	1,35,000	-	1,35,000
Total - Indirect Income		13,65,886	1,83,132	15,49,018



(Signature)
SECRETARY
PUBLIC HEALTH RESOURCE SOCIETY

Schedule - X

Corpus				(in ₹)
Sl.No.	Particulars	Domestic	FCRA	TOTAL
1	Corpus Donation - Ms. Dipa Sinha	1,000	-	1,000
2	Corpus Donation - Dr. Sunderaman	1,000	-	1,000
3	Corpus Donation - Mr. Biraj Patnaik	1,000	-	1,000
		-	-	-
Total - Corpus		3,000	-	3,000

Schedule - XI

Expenses - Campaign on Availability of Free and Essential Medicines (Oxfam)				(in ₹)
Sl.No.	Particulars	Domestic	FCRA	TOTAL
	Programme Cost			-
	Broad Activity 1			-
1	Capacity building of civil society on the issue of medicines		67,970	67,970
	Broad Activity 2			-
1	Campaign and documentation coordination (Senior Coordinator - part time)		99,900	99,900
2	Campaign and documentation coordination (Coordinator - Documentation of ongoing initiatives and joint planning with CSOs (Oxfam)		90,000	90,000
3			25,000	25,000
	Broad Activity 3			-
1	Evidence building and sharing (survey and data collection at district and state)		23,230	23,230
	Personnel Cost			-
1	Accounts Support		3,000	3,000
	Administration Cost			-
1	Office Expenses, communication and rent		95,116	95,116
Total - Expenses - Campaign on Availability of Free and Essential M		-	4,04,216	4,04,216

Schedule - XII

Expenses - Capacity Building for Equity in Access to Health (ThoughtWorks Technologies (India) Priva				(in ₹)
Sl.No.	Particulars	Domestic	FCRA	TOTAL
4	4. Institutional Cost	-	-	-
A.	Institutional Cost	-	12,061	12,061
Total - Capacity Building for Equity in Access to Health		-	12,061	12,061

Schedule - XIII

Expenses - Contribution of Civil Society to Health for All (M3M)				(in ₹)
Sl.No.	Particulars	Domestic	FCRA	TOTAL
1	Consultant (Legal and Research) (M3M)		1,75,000	1,75,000
2	Senior Technical Advisor (Interviews and Report Writing) (M3M)		40,000	40,000
3	Sitting Fee (M3M)	-	39,000	39,000
4	Technical Advisor/s (M3M)	-	59,500	59,500
Total - Expenses - Contribution of Civil Society to Health for All		-	3,13,500	3,13,500

Schedule - XIV

Expenses - POSHAN (IFPRI)				(in ₹)
Sl.No.	Particulars	Domestic	FCRA	TOTAL
1	Admin Expenses (PF)	-	-	-
2	Advertisement Fee	-	-	-
1	Programme Coordinator's Salary (IFPRI PH-3)		3,25,000	3,25,000
2	Coordination and Travel Support (IFPRI PH-3)		4,642	4,642
3	State Level Meeting for Dissemination (POSHAN)		2,28,227	2,28,227
4	District / Block Level Convergence (IFPRI PH-2)		3,500	3,500
5	Institutional Cost (POSHAN)		1,29,999	1,29,999
		-	-	-
Total Expenses - POSHAN (IFPRI)		-	6,91,368	6,91,368

Schedule - XV

Expenses - PoWER (PRADAN)				(in ₹)
Sl.No.	Particulars	Domestic	FCRA	TOTAL
1	DIRECT COSTS			
1.1	PERSONNEL			
1.2	National Level			
1.3	Project Head (Admin, HR and Mangement)		4,57,791	4,57,791
1.4	Principal Technical Advisor		3,18,000	3,18,000
1.7	Project Officer		3,80,175	3,80,175
1.8	State / Block Level			
1.11	Block / District Officer (1/ per block / district)		15,34,161	15,34,161



(Handwritten Signature)
SECRETARY
PUBLIC HEALTH RESOURCE SOCIETY

1.12	Mentor	8,94,417	8,94,417
1.13	External Expert	68,000	68,000
1.19	Travel / Boarding and Loading	-	-
1.20	(22% of total personnel cost) (National / State / Block)	6,68,820	6,68,820
1.22	WORKSHOP / MEETING / TRAINING	-	-
1.23	National Level	-	-
1.26	Monthly review and planning meeting (PMU)	14,925	14,925
1.27	Technical Training (Nutrition)	49,965	49,965
1.28	State / Block Level	-	-
1.29	Review and coordination meeting	42,065	42,065
1.37	OTHER Direct Costs	-	-
1.39	Subtotal Other Direct Costs	-	-
2	INDIRECT COSTS	-	-
2.1	National Level	-	-
2.2	Office Rent	2,64,000	2,64,000
2.3	Water and electricity	36,765	36,765
2.4	Telephone and Internet charges	87,311	87,311
2.5	Printing and Stationary	66,458	66,458
2.6	Maintenance and Housekeeping	95,765	95,765
2.7	Maintenance cost of the assets	10,000	10,000
2.8	Accountant	1,20,195	1,20,195
2.9	Auditor Fee	56,500	56,500
Total Expenses - PoWER Project (PRADAN)		51,65,313	51,65,313

Schedule - XVI

Expenses - PRIDE Project					(in ₹)
Sl.No.	Particulars	Domestic	FCRA	TOTAL	
1	PERSONNEL COST				
1.1	NATIONAL HUB				
1.2	Project Head		1,08,621	1,08,621	
1.3	Principal Technical Advisor		2,47,500	2,47,500	
1.4	Senior Project Coordinator		3,96,000	3,96,000	
1.5	Project Coordinator- National Level		3,86,788	3,86,788	
1.6	Accounts and Admin - National Level		82,803	82,803	
1.7	STATE TEAM				
1.9	Project Coordinator - State Level		4,83,300	4,83,300	
1.11	BLOCK TEAM				
1.12	Block Coordinator		10,30,476	10,30,476	
1.13	External Experts		56,000	56,000	
1.14	Mentor		8,54,035	8,54,035	
3	PROGRAM COST				
3.1	NATIONAL HUB				
3.2	Travelling Expenses		1,91,351	1,91,351	
3.3	Community Needs Assessment		1,19,382	1,19,382	
3.4	MEETING				
3.7	Writing Workshop		1,11,556	1,11,556	
3.11	DOCUMENTATION AND MODULE DEVELOPMENT				
3.13	Designing and layout setting				
3.15	Picture Card		61,650	61,650	
3.16	Printing				
3.21	STATE TEAM				
3.22	Travelling Expenses @ 15% of Sal costs		80,492	80,492	
3.23	MEETING				
3.24	Meetings - state level		25,865	25,865	
3.25	Orientation / Induction meeting (State level)		30,386	30,386	
3.27	Training of Trainers (ToT)		2,41,808	2,41,808	
3.31	BLOCK TEAM				
3.32	Travelling Expenses @ 15% of Sal costs		2,48,586	2,48,586	
4	OVERHEAD COST				
4.1	NATIONAL HUB @10% of Sal		1,31,256	1,31,256	
4.2	STATE TEAM @ 10% of Salary		53,444	53,444	
4.3	BLOCK TEAM @ 5% of Salary (only on BPO)		25,614	25,614	
Total - Expenses PRIDE			49,66,913	49,66,913	

Schedule - XVII

Expenses - PVTGs (Sree Chitra)					(in ₹)
Sl.No.	Particulars	Domestic	FCRA	TOTAL	
1	Honorarium and salaries				
1.1	Principal Investigators		3,56,100	3,56,100	
1.2	Research Coordinator/s		1,99,500	1,99,500	
1.3	Investigator		80,200	80,200	
1.4	Supervisor		95,550	95,550	
2	Local accommodation and food expenses for researchers and incidental costs incurred during field work				
2.1	Boarding/lodging for field survey		56,043	56,043	



(Signature)
SECRETARY
PUBLIC HEALTH RESOURCE SOCIETY

3	Travel for field work and related tasks		-
3.1	Travel for field survey	64,746	64,746
3.2	Travel for coordination and qualitative study	93,985	93,985
3.3	Travel between states	30,128	30,128
4	Data collection tool printing, related training, computer time costs for data entry etc.		-
4.1	Data Processing and Analysis	23,740	23,740
4.2	Stationery and Printing	10,345	10,345
4.3	Training of supervisors and investigators	31,853	31,853
5	Office and administrative expenses, postage, stationery, photo copying & communication, incidentals		-
5.1	Management cost for PHRS (Mainly Raipur Office)	98,545	98,545
Total - Expenses - PVTGs (Sree Chitra)		11,40,735	11,40,735

Schedule - XVIII

Expenses - Strengthening Public Provisioning of Healthcare in India (NFI)				(in ₹)
Sl.No.	Particulars	Domestic	FCRA	TOTAL
1	Campaign Co-ordination & networking (state level)		1,39,500	1,39,500
2	District/regional level campaign Event/meeting	-	22,130	22,130
3	State Level pre budget consultation	-	15,220	15,220
4	Printing resource material/reportcard/report	-	5,888	5,888
4	Stationery, communication, office expenses and other	-	62,275	62,275
5	Travel for campaign and mobilization	-	26,989	26,989
Total - Expenses - Strengthening Public Provisioning of Healthcare		-	2,72,002	2,72,002

Schedule - XIX

Expenses - UNDER IKEA funded Project				(in ₹)
Sl.No.	Particulars	Domestic	FCRA	TOTAL
1	DIRECT COSTS	-	-	-
1.1	PERSONNEL			
1.2	National Level			
1.6	Technical Officer		2,16,938	2,16,938
1.8	State / Block Level			
1.9	Senior Project Coordinator		4,30,794	4,30,794
1.10	Project Coordinator		1,67,872	1,67,872
1.11	Block / District Officer (1/ per block / district)		8,91,448	8,91,448
1.12	Mentor		9,83,800	9,83,800
1.13	External Expert		2,25,000	2,25,000
1.19	Travel / Boarding and Lodging			
1.20	(22% of total personnel cost)		8,05,283	8,05,283
1.22	WORKSHOP / MEETING / TRAINING			
1.23	National Level			
1.27	Technical Training (Nutrition)		93,154	93,154
1.28	State / Block Level			
1.29	Monthly review and coordination meeting		23,932	23,932
1.30	Induction Workshop		32,282	32,282
1.37	OTHER Direct Costs			
1.38	Community Needs Assessment		17,041	17,041
2	INDIRECT COSTS			
2.1	National Level			
2.3	State / Block Level			
2.5	Water and electricity		2,385	2,385
2.6	Telephone and Internet charges		20,937	20,937
2.7	Printing and Stationary		13,671	13,671
2.8	Maintenance and Housekeeping		16,856	16,856
2.9	Maintenance cost of the assets		7,795	7,795
2.10	Accountant		18,000	18,000
Total - Expenses - UNDER IKEA funded Project (PRADAN)		-	39,67,188	39,67,188

Schedule - XX

Expenses - Study for Public Service International (PSI)				(in ₹)
Sl.No.	Particulars	Domestic	FCRA	TOTAL
1	Honararium to Consultant/s	-	1,20,000	1,20,000
3	Auditor Fee	-	10,000	10,000
4	Bank Charges	-	195	195
5	Office Administration	-	15,000	15,000
6	Travelling Expense	-	1,514	1,514
Total - Expenses Study for PSI		-	1,46,709	1,46,709



(Signature)
SECRETARY
PUBLIC HEALTH RESOURCE SOCIETY

Schedule - XXI

Expenses - Study on "Assessment of Capacity Building of Frontline Workers in the ICDS in Odisha" (APPI)				(in ₹)
Sl.No.	Particulars	Domestic	FCRA	TOTAL
A	Program Cost			
	Human Resource Cost	-		-
1	Principal Investigator	4,07,081		4,07,081
2	Coordinator	1,60,000		1,60,000
3	Advisor /s	80,000		80,000
4	Field Investigator/s	63,710		63,710
5	Assistant Field Investigator/s	3,96,000		3,96,000
	Travel, boarding and lodging expenses	-		-
1	Travelling Expenses of Principal Investigator and	2,08,258		2,08,258
2	Travelling Expenses of the Advisor/s	20,313		20,313
3	Travelling Expenses of Field Investigator/s, assistant/s	1,10,441		1,10,441
B	Organisational Cost			
1	Office Rent	48,500		48,500
2	Water and Electricity Expense	13,220		13,220
3	Telephone and Internet Expenses	9,539		9,539
4	Maintenance and housekeeping-Expenses	38,609		38,609
5	Printing and Stationary Expenses	17,868		17,868
6	Accounts support	27,923		27,923
7	Auditor Fee	-		-
	Total -APPI Study	16,01,462	-	16,01,462

Schedule - XXII

Expenses - Project title "Strengthening for Children of Working				(in ₹)
Sl.No.	Particulars	Domestic	FCRA	TOTAL
A	Programme Cost and Effectiveness and Efficiency Management Cost.			
1	State level Meetings	-		-
2	Professional Fee	-		-
2.A	Professional fee for Technical advisor/s	1,44,000		1,44,000
2.B	Professional Fee for Consultants	70,000		70,000
B	Effectiveness and Efficiency Management Cost.			
3.1	Travel, Bording, Lodging & Contingency cost	-		-
3.B	Travel cost of Consultant for Consultations and Dissemination	62,130		62,130
3.D	Lodging and boarding expenses of Consultants	9,934		9,934
3. E	Printing, Photocopies, Designing of the manual, Accountant	23,421		23,421
	Total - Expenses - Project title "Strengthening for Children of Working	3,09,485	-	3,09,485

Schedule - XXIII

Expenses - PHRS				(in ₹)
Sl.No.	Particulars	Domestic	FCRA	TOTAL
1	Salary of Office Boy	87,997		87,997
2	Consultant (PHRS)	57,151		57,151
3	Salary - Programme Coordinator	58,737		58,737
4	Water and Electricity Charges	855		855
5	Travelling Expenses	12,051		12,051
6	Telephone and Internet Expenses	7,465		7,465
7	Printing and Stationary	8,070		8,070
8	Office Rent	1,91,227		1,91,227
9	Interest on TDS	190		190
10	Depreciation	93		93
11	Bank Charges	618		618
12	Audit Expenses	550		550
13	Staff Welfare - Health Insurance	32,425		32,425
14	Annual Maintenance Contract	5,890		5,890
15	Admin and EDLIS Expenses - EPF	4,304		4,304
16	Maintenance and Housekeeping	20,145		20,145
17	Misc Expenses	8,085		8,085
18	Loss on Sale (Assets)	25,069		25,069
19	Office relocation charges	45,801		45,801
20	Meeting (PHRS)	6,168		6,168
21	Bank Charges	36		36
22	Maintenance and Housekeeping	27,366		27,366
23	Rent	1,26,000		1,26,000
24	Resource Library	2,204		2,204
25	Telephone and internet	7,655		7,655
26	Water and Electricity	705		705
27	Interest on TDS	113		113
28	Local Travel (ICDS)	640		640
	Total -PHRS	7,37,610	-	7,37,610



(Signature)
SECRETARY
PUBLIC HEALTH RESOURCE SOCIETY

Schedule - XXIV

Expenses - AAM Project				(in ₹)
Sl.No.	Particulars	Domestic	FCRA	TOTAL
1.1	SECRETARIAT			
1.1.1	Program/ Technical	-		-
1.1.2	National Team	-		-
1.1.3	Project Head (Admin, HR and Mangement)	6,21,684		6,21,684
1.1.4	Principal Technical Officer (Creche, MIS, Research & Evaluation, System Strengthening)	5,08,194		5,08,194
1.1.5	Technical Officer (MIS & Documentation)	2,56,102		2,56,102
1.1.6	Technical Officer (System Strengthening)	3,64,636		3,64,636
1.1.7	Data Analyst (statistician)	45,328		45,328
1.1.8	Project Officer	16,500		16,500
1.1.9	State Team (4 state)	-		-
1.1.10	Programme Officer	9,32,184		9,32,184
1.2	IMPLEMENTATION			
1.2.1	Program			
1.2.2	Block Project Officer	2,55,724		2,55,724
1.2.3	For PLA/Community mob			
1.2.4	PLA/Community Mobilisation Coordinator (1/block)	1,25,000		1,25,000
1.2.5	PLA/Community Mobilisation Facilitators (15/block)	7,99,424		7,99,424
1.2.6	For Creches			
1.2.7	Creche Coordinator (1/block)	1,29,000		1,29,000
1.2.8	Creche Worker/Caretaker (1/block)	11,28,840		11,28,840
1.2.9	Creche worker/caretaker assisatnt (1/block)	12,17,897		12,17,897
1.3	Admin/ HR/ Finance/ Accounts			
1.3.1	SECRETARIAT			
1.3.2	National Team			
1.3.2.1	Accounts Officer	4,23,529		4,23,529
1.3.3	IMPLEMENTATION			
1.3.3.1	Accountant	3,40,734		3,40,734
3	PROGRAM COST			
3.1	SECRETARIAT			
3.1.1	National Cell			
3.1.2	Travelling expense			
3.1.3	Project Head - travelling expenses	95,982		95,982
3.1.4	Principal Technical Officer - travelling expenses	61,284		61,284
3.1.5	Technical Officer (MIS & Documentation) - travelling expenses	16,172		16,172
3.1.7	Technical Officer (System Strengthening) travelling expenses	55,239		55,239
3.1.10	Meeting and consultations			
3.1.11	Quarterly review and coordination meetings & advisory core group consultations //Partner meetings and Ethics (DSMB)/ Planning Meeting	7,09,690		7,09,690
3.1.13	Skill Enhancement workshop and ECCD Training focusing on age appropriate developmental activities and development milestones	3,24,861		3,24,861
3.1.14	State level dissemination	3,67,745		3,67,745
3.1.19	Designing and Developing Manual and Training Modules for community based monitoring in malnutrition			
3.1.21	Documentation			
3.1.24	State Cell (3 States)			
3.1.25	Travelling Expenses			
3.1.26	Travel to Project area	1,91,713		1,91,713
3.1.28	Meeting and consultations			
3.2	IMPLEMENTATION			
3.2.1	PROGRAM COST			
3.2.2	Travel Expenses of Block Project Officer	42,155		42,155
3.2.3	Travel Expenses of PLA Coordinators	27,750		27,750
3.2.4	Travel Expenses of Creche Coordinators	26,240		26,240
3.2.5	Monthly review and planning meeting	51,884		51,884
3.2.17	Block level training of Creche staff	80,106		80,106
3.2.18	Block level training of Facilitators	39,369		39,369
3.2.19	Recurring Cost for running a Creche for 10 children (6 months to 3 years of age)- one year (Annex-1)	9,85,815		9,85,815
3.2.20	Social Audit Data Collection, Training	46,661		46,661
4	OVERHEAD COST			
4.1	SECRETARIAT			
4.1.1	National Team			
4.1.2	Office Rent	2,93,333		2,93,333
4.1.3	Water and electricity	34,610		34,610
4.1.4	Telephone and Internet charges	84,588		84,588
4.1.5	Printing and Stationary	50,678		50,678
4.1.6	Maintenance and Housekeeping	52,112		52,112
4.1.7	Books and subscription to e-journals	10,352		10,352



SECRETARY
PUBLIC HEALTH RESOURCE SOCIETY

4.1.8	Maintenance cost of the assets	16,433	16,433
4.1.9	Auditor Fees	70,000	70,000
4.2	IMPLEMENTATION	-	-
4.2.1	Office Rent	2,05,095	2,05,095
4.2.2	Water and Electricity	18,075	18,075
4.2.3	Telephone and Internet charges	13,103	13,103
4.2.4	Printing and Stationary	22,451	22,451
4.2.5	Maintenane of Assets @ 10%	23,700	23,700
4.2.6	Maintenance and Housekeeping	45,266	45,266
5	Unbudgeted Activity	-	-
5.1	Admin & EDLIS Charges - EPF	20,577	20,577
5.2	MIS Software	90,800	90,800
5.3	Project Officer - Personnal Cost	2,75,000	2,75,000
Total - Expenses Action Against Malnutrition		1,16,13,615	1,16,13,615

Schedule - XXV

Expenses - NHRC JSA Public Hearing				(in ₹)
Sl.No.	Particulars	Domestic	FCRA	TOTAL
1	Communication Expenses	981		981
Total - Expenses NHRC JSA Public Hearing		981		981

IN TERMS OF OUR REPORT OF EVEN DATE
FOR ASHWANI & ASSOCIATES
CHARTERD ACCOUNTANTS
(FRN : 000497N)

(SANJEEVA NARAYAN)
PARTNER

M.No. 084205

Place : New Delhi

Date: 29/09/2017

FOR PUBLIC HEALTH RESOURCE SOCIETY

(SANAPATHY MURUGAN)
SECRETARY

SECRETARY
PUBLIC HEALTH RESOURCE SOCIETY