

Public Health Resource Society

C-14, Ground Floor, Hauz Khas, New Delhi - 110016

BALANCE SHEET AS AT MARCH 31,

BALANCE SHEET AS AT MARCH 31,

Particulars	Schedule Nos	Amount in INR			
		2018		2017	
SOURCES OF FUNDS					
Corpus	1		6,000		6,000
Other Funds	2				
Assets fund (Own and from Restricted Fund)		51,82,948		27,80,831	
Un-restricted Fund		39,48,709	91,31,657	29,81,179	57,62,010
LIABILITIES	3				
Restricted Project Fund			2,74,51,678		1,09,57,341
CURRENT LIABILITIES AND PROVISIONS	4				
Current Liabilities			35,74,356		12,66,377
Total			4,01,63,691		1,79,91,728
APPLICATIONS OF FUNDS					
FIXED ASSETS	8		51,75,836		27,73,719
INVESTMENTS	5		54,06,356		89,05,498
CURRENT ASSETS, LOANDS AND ADVANCES					
Loans & Advances (Assets)	6	17,76,975		11,69,240	
Cash & Bank Balances	7	2,78,04,524	2,95,81,499	51,43,271	63,12,511
Total			4,01,63,691		1,79,91,728

IN TERMS OF OUR REPORT OF EVEN DATE

FOR ASHWANI & ASSOCIATES
CHARTERD ACCOUNTANTS
(FRN : 000497N)

(SANJEEVA NARAYAN)

PARTNER

M.No. 084205

Place : New Delhi

Date: 27/09/2018

FOR PUBLIC HEALTH RESOURCE SOCIETY

(GANAPATHY MURUGAN)
SECRETARY

SECRETARY
PUBLIC HEALTH RESOURCE SOCIETY

Public Health Resource Society


C-14, Ground Floor, Hauz Khas, New Delhi - 110016

INCOME AND EXPENDITURE ACCOUNT FOR THE YEAR ENDED MARCH 31,

Particulars	Schedule Nos	Amount in INR	
		2018	2017
INCOME			
Donations	9	8,91,693	5,65,675
Income from Investments	10	2,68,964	-
Other Receipts	11	3,26,012	2,88,769
		14,86,669	8,54,444.00
EXPENDITURE			
Capacity Building Programme	12	1,10,08,078	62,39,829
Creche Programme	13	32,19,600	33,32,552
Human Resource Cost	14	2,67,43,447	1,87,15,832
Office Administration Cost	15	59,00,068	30,54,945
		4,68,71,193	3,13,43,158
Non-Cash Charges			
Depreciation for the year	8	6,49,391	5,25,337
Less: Met out from capital fund		(6,49,391)	(5,25,337)
		-	-
Less: Metout from Restricted Fund		(4,63,52,054)	(3,06,05,548)
Excess of Income Over Expenditure for the year		9,67,530	1,16,834

IN TERMS OF OUR REPORT OF EVEN DATE

FOR ASHWANI & ASSOCIATES
CHARTERD ACCOUNTANTS
(FRN : 000497N)



(SANJEEVA NARAYAN)
PARTNER

M.No. 084205

Place : New Delhi

Date: 27/09/2018

FOR PUBLIC HEALTH RESOURCE SOCIETY


(GANAPATHY MURUGAN)
SECRETARY

SECRETARY
PUBLIC HEALTH RESOURCE SOCIETY

Public Health Resource Society

C-14, Ground Floor, Hauz Khas, New Delhi - 110016

RECEIPT AND PAYMENTS ACCOUNT FOR THE YEAR ENDED MARCH 31,

Particulars	Schedule Nos	Amount in INR			
		2018		2017	
OPENING BALANCES					
Bank Balances	7	51,26,579		1,91,11,662	
Cash in Hand	7	16,692	51,43,271	20,056	1,91,31,718
RECEIPTS					
Restricted Project Fund	16	6,58,97,899		2,51,62,333	
Corpus				3,000	
Other Income	17	14,86,669	6,73,84,568	13,68,307	2,65,33,640
			7,25,27,839		4,56,65,358
PAYMENTS					
Recurring and Programme Expenditure					
Capacity Building Programme	12	1,10,08,078		62,39,829	
Creche Running Programme	13	32,19,600		33,32,552	
Human Resource Cost	14	2,67,43,447		1,87,15,832	
Office Administration Cost	15	59,00,068	4,68,71,193	30,54,945	3,13,43,158
Capital Expenditure	8		30,51,508		6,01,027
Increase / Decrease in working capital	18		(51,99,386)		85,77,902
CLOSING BALANCES					
Cash in hand	7	9,450		51,26,579	
Bank Balance	7	2,77,95,074	2,78,04,524	16,692	51,43,271
			7,25,27,839		4,56,65,358

IN TERMS OF OUR REPORT OF EVEN DATE

FOR ASHWANI & ASSOCIATES
CHARTERD ACCOUNTANTS
(FRN : 000497N)

(SANJEEVA NARAYAN)

PARTNER

M.No. 084205

Place : New Delhi

Date: 27/09/2018

FOR PUBLIC HEALTH RESOURCE SOCIETY


(GANAPATHY MURUGAN)

SECRETARY

SECRETARY
PUBLIC HEALTH RESOURCE SOCIETY

Public Health Resource Society
C-14, Ground Floor, Hauz Khas, New Delhi - 110016

SCHEDULES TO BALANCE SHEET AS AT MARCH 31		2018	2017
Schedule 1: Corpus Funds			
Contribution from:			
Society Members			
Opening Balance		6,000	3,000
For the year		-	6,000
Total		6,000	6,000
Schedule 2: Other Funds			
	Balance as on April 1, 2017	Additions	Transfer/ Deletion/ Utilization/ Depreciation
Capital Assets Fund:			
Owned Assets	22,59,111	-	58,281
Capital Assets from Restricted Fund:			
Community Programme (NSF)	25,071	-	1,796
AAM Project (Tata Trusts)	1,91,590	-	36,734
Power Project (PRADAN)	40,807	-	16,323
WCLPIPM (Under IKEA) (PRADAN)	83,080	-	33,232
PRIDE Project (PRADAN)	1,67,172	17,100	69,434
Health for All (ThoughtWorks)	14,000	-	5,600
Creche Programme (APPI)	-	30,34,408	4,27,991
	27,80,831	30,51,508	6,49,391
Un-restricted Fund	29,81,179	14,86,669	5,19,139
Total	57,62,010	45,38,177	11,68,530
Previous Year	55,61,826	14,63,132	12,62,948
Schedule 3: Liabilities			
Restricted Project Fund (Unutilised Fund)			
Opening Balance		1,09,57,341	1,64,97,801
Add: Additions		6,51,04,264	2,50,69,409
Add: Interest Earned on restricted fund		7,93,635	6,94,574
Less: Utilised / Return		4,63,52,054	3,06,95,755
Less: Assets fund (booked in Capital Assets Fund)		30,51,508	6,08,688
Closing Balance		2,74,51,678	1,09,57,341
Schedule 4: Current Liabilities			
Expenses Payable / Outstanding Expenses		26,70,378	12,63,061
Sundry Creditor		9,03,978	3,316
		35,74,356	12,66,377
Schedule 5: Investment			
Under MoDs Scheme (in SBI)		54,06,356	89,05,498
		54,06,356	89,05,498
Schedule 6: Sundry Debtor / Loan and Advances			
Loan and Advances		17,31,693	11,24,668
Sundry Debtor		45,282	44,572
		17,76,975	11,69,240
Schedule 7: Cash and Bank Balances			
Cash in hand		9,450	16,692
Bank Balance		2,77,95,074	51,26,579
		2,78,04,524	51,43,271


SECRETARY
 PUBLIC HEALTH RESOURCE SOCIETY



Public Health Resource Society
C-14, Ground Floor, Hauz Khas, New Delhi - 110016

Schedule for Depreciation as per Income Tax Act from 1st April 2017 to 31st March 2018

Schedule 8 - Fixed Assets (Consolidated)

Sl. No.	Assets	Rate	WDV as on 01.04.2017	Addition > 180 Days	Addition < 180 Days	Sale	Total	Depreciat ion	WDV as on 31.03.2018
1	Computer & Accessories	40%	313,970	785,058	216,627	-	1,315,655	482,937	832,718
2	Furniture	10%	284,546	148,812	22,000	-	455,358	44,436	410,922
3	Office Equipments	15%	250,093	301,506	160,003	-	711,602	94,740	616,862
4	MIS Software	25%	109,110	-	-	-	109,110	27,278	81,832
5	Community Assets	0%	-	379,404	1,038,098	-	1,417,502	-	1,417,502
5	Land and Building	0%	1,816,000	-	-	-	1,816,000	-	1,816,000
Total			2,773,719	1,614,780	1,436,728	0	5,825,227	649,391	5,175,836

PHRS

Sl. No.	Assets	Rate	WDV as on 01.04.2017	Addition > 180 Days	Addition < 180 Days	Sale	Total	Depreciat ion	WDV as on 31.03.2018
1	Computer & Accessories	40%	1,289	-	-	-	1,289	515	774
2	Furniture	10%	249,384	-	-	-	249,384	24,939	224,445
3	Office Equipments	15%	152,831	-	-	-	152,831	22,925	129,906
4	Web Site -PHRS	25%	39,607	-	-	-	39,607	9,902	29,705
4	Land and Building (under co	0%	1,816,000	-	-	-	1,816,000	-	1,816,000
Total			2,259,111	-	-	-	2,259,111	58,281	2,200,830

Assets from NSF

Sl. No.	Assets	Rate	WDV as on 01.04.2017	Addition > 180 Days	Addition < 180 Days	Sale	Total	Depreciat ion	WDV as on 31.03.2018
1	Computer & Accessories	40%	-	-	-	-	-	-	-
2	Furniture	10%	17,959	-	-	-	17,959	1,796	16,163
3	Office Equipments	15%	-	-	-	-	-	-	-
4	MIS Software	25%	-	-	-	-	-	-	-
Total			17,959	-	-	-	17,959	1,796	16,163

Assets from Tata Trusts

Sl. No.	Assets	Rate	WDV as on 01.04.2017	Addition > 180 Days	Addition < 180 Days	Sale	Total	Depreciat ion	WDV as on 31.03.2018
1	Computer & Accessories	40%	7,622	-	-	-	7,622	3,049	4,573
2	Furniture	10%	17,203	-	-	-	17,203	1,720	15,483
3	Office Equipments	15%	97,262	-	-	-	97,262	14,589	82,673
4	MIS Software	25%	69,503	-	-	-	69,503	17,376	52,127
Total			191,590	-	-	-	191,590	36,734	154,856

Assets from PoWER Project (PRADAN)

Sl. No.	Assets	Rate	WDV as on 01.04.2017	Addition > 180 Days	Addition < 180 Days	Sale	Total	Depreciat ion	WDV as on 31.03.2018
1	Computer & Accessories	40%	40,807	-	-	-	40,807	16,323	24,484
2	Furniture	10%	-	-	-	-	-	-	-
3	Office Equipments	15%	-	-	-	-	-	-	-
4	MIS Software	25%	-	-	-	-	-	-	-
Total			40,807	-	-	-	40,807	16,323	24,484

Assets from ThoughtWorks

Sl. No.	Assets	Rate	WDV as on 01.04.2017	Addition > 180 Days	Addition < 180 Days	Sale	Total	Depreciat ion	WDV as on 31.03.2018
1	Computer & Accessories	40%	14,000	-	-	-	14,000	5,600	8,400
2	Furniture	10%	-	-	-	-	-	-	-
3	Office Equipments	15%	-	-	-	-	-	-	-
4	MIS Software	25%	-	-	-	-	-	-	-
Total			14,000	-	-	-	14,000	5,600	8,400

SECRETARY
PUBLIC HEALTH RESOURCE SOCIETY



Assets from WCLPIPM (Under IKEA) (PRADAN)

Sl. No.	Assets	Rate	WDV as on 01.04.2017	Addition > 180 Days	Addition < 180 Days	Sale	Total	Depreciat ion	WDV as on 31.03.2018
1	Computer & Accessories	40%	83,080	-	-	-	83,080	33,232	49,848
2	Furniture	10%	-	-	-	-	-	-	-
3	Office Equipments	15%	-	-	-	-	-	-	-
4	MIS Software	25%	-	-	-	-	-	-	-
Total			83,080	-	-	-	83,080	33,232	49,848

Assets from PRIDE Project (PRADAN)

Sl. No.	Assets	Rate	WDV as on 01.04.2017	Addition > 180 Days	Addition < 180 Days	Sale	Total	Depreciat ion	WDV as on 31.03.2018
1	Computer & Accessories	40%	167,172	-	-	-	167,172	66,869	100,303
2	Furniture	10%	-	-	-	-	-	-	-
3	Office Equipments	15%	-	17,100	-	-	17,100	2,565	14,535
4	MIS Software	25%	-	-	-	-	-	-	-
Total			167,172	17,100	-	-	184,272	69,434	114,838

Assets from Creche Programme (APPI)

Sl. No.	Assets	Rate	WDV as on 01.04.2017	Addition > 180 Days	Addition < 180 Days	Sale	Total	Depreciat ion	WDV as on 31.03.2018
1	Computer & Accessories	40%	-	785,058	216,627	-	1,001,685	357,349	644,336
2	Furniture	10%	-	148,812	22,000	-	170,812	15,981	154,831
3	Office Equipments	15%	-	284,406	160,003	-	444,409	54,661	389,748
4	MIS Software	25%	-	-	-	-	-	-	-
5	Community Assets	0%	-	379,404	1,038,098	-	1,417,502	-	1,417,502
Total			-	1,597,680	1,436,728	-	3,034,408	427,991	2,606,417

IN TERMS OF OUR REPORT OF E
FOR ASHWANI & ASSOCIATES
CHARTERD ACCOUNTANTS
(FRN : 000497N)

(SANJEEVA NARAYAN)

PARTNER

M.No. 084205

Place : New Delhi

Date: 27/09/2018

FOR PUBLIC HEALTH RESOURCE SOCIETY

(GANAPATHY MURUGAN)

(SECRETARY)

SECRETARY
PUBLIC HEALTH RESOURCE SOCIETY

Public Health Resource Society
C-14, Ground Floor, Hauz Khas, New Delhi - 110016

SCHEDULES TO INCOME AND EXPENDITURE ACCOUNT FOR THE YEAR ENDED MARCH 31	2018	2017
--	------	------

Schedule 9: Donations

Donation Against Books	47,380	39,625
Received from Other Organisation/s	7,34,313	
Donation U/s 80G	1,10,000	5,26,050
Total	8,91,693	5,65,675

Schedule 10: Income from Investments

Bank Interest (from MoDs)	2,68,964	
	2,68,964	-

Schedule 11: Other Receipts


Bank Interest	1,20,302	1,51,378
Membership Fees	5,600	1,800
Misc. Receipts	10,800	591
Contribution Received from Chaupal - for rent	1,89,310	1,35,000
	3,26,012	2,88,769

Schedule 12: Capacity Building Programme

Action Against Malnutrition	14,85,667	22,27,651
Campaign on availability of free and essential medicines in the government health system in Chhattisgarh	2,36,279	1,16,200
Contribution of Civil Society to Health for All	51,157	-
Mainstreaming of creches to reduce malnutrition in Odisha	26,07,248	-
International Conference on the Double Burden of Malnutrition	13,80,570	-
Partnerships and Opportunities to Strengthen and Harmonize Actions for Nutrition in India (POSHAN)	-	2,31,727
PHRS	35,278	12,051
Partnerships for Women's Empowerment & Rights (PoWER)	9,57,043	7,75,775
Partnerships for Rural Integrated Development and Empowerment (PRIDE)	26,43,285	11,11,076
Strengthening for Children of Working Mothers in Bihar	-	72,064
Study on "Access of Particularly Vulnerable Tribal Groups (PVTGs) to health in Chhattisgarh and Jharkhand states of India"	41,766	3,10,840
Study on Working Conditions in a Multinational Health-care Corporation in India	-	1,514
Startup	3,73,833	-
Strengthening Public Provisioning of Healthcare in India	77,809	70,227
Study on "Assessment of Capacity Building of Frontline Workers in the ICDS in Odisha"	6,37,065	3,39,012
Women's Collective led process for Impacting Poverty and Malnourishment	4,81,078	9,71,692
	1,10,08,078	62,39,829

Schedule 13: Creche Programme

Action Against Malnutrition	4,17,290	33,32,552
Mainstreaming of creches to reduce malnutrition in Odisha	28,02,310	
	32,19,600	33,32,552


SECRETARY
PUBLIC HEALTH RESOURCE SOCIETY




Schedule 14: Human Resource Cost

Action Against Malnutrition	1,925,508	5,113,616
Campaign on availability of free and essential medicines in the government health system in Chhattisgarh	432,712	192,900
Contribution of Civil Society to Health for All	59,500	313,500
Mainstreaming of creches to reduce malnutrition in Odisha	6,203,723	-
Partnerships and Opportunities to Strengthen and Harmonize Actions for Nutrition in India (POSHAN)	-	329,642
PHRS	47,630	240,614
Partnerships for Women's Empowerment & Rights (PoWER)	5,096,951	3,652,544
Partnerships for Rural Integrated Development and Empowerment (PRIDE)	8,039,114	3,645,523
Strengthening for Children of Working Mothers in Bihar	60,000	214,000
Study on "Access of Particularly Vulnerable Tribal Groups (PVTGs) to health in Chhattisgarh and Jharkhand states of India"	10,000	731,350
Study on Working Conditions in a Multinational Health-care Corporation in India		120,000
Startup	1,899,644	
Strengthening Public Provisioning of Healthcare in India	178,000	139,500
Study on "Assessment of Capacity Building of Frontline Workers in the ICDS in Odisha"	687,542	1,106,791
Women's Collective led process for Impacting Poverty and Malnourishment	2,103,123	2,915,852
	26,743,447	18,715,832

Schedule 15: Office Administration Cost

Action Against Malnutrition	422,616	939,796
Capacity Building for Equity in Access to Health (ThoughtWorks)	-	12,061
Campaign on availability of free and essential medicines in the government health system in Chhattisgarh	95,560	95,116
NHRC JSA Public Hearing	-	981
Contribution of Civil Society to Health for All	43	
Mainstreaming of creches to reduce malnutrition in Odisha	3,100,909	
Partnerships and Opportunities to Strengthen and Harmonize Actions for Nutrition in India (POSHAN)	-	129,999
PHRS	436,231	484,945
Partnerships for Women's Empowerment & Rights (PoWER)	1,068,518	736,994
Partnerships for Rural Integrated Development and Empowerment (PRIDE)	270,405	210,314
Strengthening for Children of Working Mothers in Bihar	-	23,421
Study on "Access of Particularly Vulnerable Tribal Groups (PVTGs) to health in Chhattisgarh and Jharkhand states of India"	130	98,545
Study on Working Conditions in a Multinational Health-care Corporation in India		25,195
Startup	115,733	
Strengthening Public Provisioning of Healthcare in India	84,758	62,275
Study on "Assessment of Capacity Building of Frontline Workers in the ICDS in Odisha"	162,389	155,659
Women's Collective led process for Impacting Poverty and Malnourishment	142,776	79,644
	5,900,068	3,054,945


SECRETARY
 PUBLIC HEALTH RESOURCE SOCIETY



Public Health Resource Society
C-14, Ground Floor, Hauz Khas, New Delhi - 110016

**SCHEDULES TO RECEIPT AND PAYMENTS ACCOUNT
FOR THE YEAR ENDED MARCH 31**

2018

Schedule 16: Restricted Project Fund

International Conference (CRY)	200,000
International Conference (NSF)	1,000,000
International Conference (BPNI)	40,000
Partnerships for Women's Empowerment & Rights (PoWER)	3,315,532
(PRADAN)	420,650
WPHNA (International Conference)	9,677,099
PRIDE Project (PRADAN)	2,339,264
IKEA-1 Project (PRADAN)	3,377,500
Startup (PRADAN)	1,654,696
State Health Society (SHS-ARC)	900,000
Strengthening Public Provisioning of Healthcare in Chhattisgarh (National Foundation for India)	174,162
Study on "Assessment of Capacity Building of Frontline Workers in the ICDS in Odisha" (APPI)	40,885,700
Creche Programme in Odisha (APPI)	455,000
Shree Chitra (PVTGs)	664,661
Project Title "Campaign on Availability of Free and Essential Medicines" Oxfam	793,635
Bank Interest Earned on Restricted Project Fund	<u>65,897,899</u>
Total	

Schedule 17: Other Income

Donations	891,693
Income from Investments	268,964
Other Receipts	326,012
	<u>1,486,669</u>

Schedule 18: Increase / Decrease in working capital

	AS on 31-3-2018	As on 31-3-2017	Increase / Decrease
Current Liability and Provision			
Expenses Payable / Outstanding Expenses	2,670,378	1,263,061	(1,407,317.00)
Sundry Creditor	903,978	3,316	(900,662.00)
Loan and Advances			
Loan and Advances	1,731,693	1,124,668	607,025.00
Sundry Debtor	45,282	44,572	710.00
Investments			
Under MoDs Scheme (in SBI)	5,406,356	8,905,498	(3,499,142.00)
			<u>(5,199,386.00)</u>

SECRETARY
PUBLIC HEALTH RESOURCE SOCIETY

