

Public Health Resource Society
C-14, Ground Floor, Hauz Khas, New Delhi - 110016

INCOME AND EXPENDITURE ACCOUNT FOR THE YEAR ENDED MARCH 31,

Particulars	Schedule Nos	Amount in INR	
		2019	2018
INCOME			
Donations	9	575,732	891,693
Income from Investments	10	281,292	268,964
Other Receipts	11	259,645	326,012
		1,116,669	1,486,669
EXPENDITURE			
Capacity Building Programme	12	9,658,335	11,008,078
Crèche Programme	13	19,225,654	3,219,600
Human Resource Cost	14	22,877,756	26,743,447
Office Administration Cost	15	3,349,109	5,900,068
		55,110,854	46,871,193
Non-Cash Charges			
Depreciation for the year	8	803,531	917,722
Less: Met out from capital fund		(803,531)	(917,722)
		-	-
Less: Met out from Restricted Fund		(53,554,847)	(46,352,054)
Excess of Income Over Expenditure for the year			967,530
Excess of Expenditure Over Income for the year		(439,338)	


Notes forming integral part of financial statements

19

IN TERMS OF OUR REPORT OF EVEN DATE

FOR ASHWANI & ASSOCIATES
CHARTERD ACCOUNTANTS
(FRN : 000497N)

FOR PUBLIC HEALTH RESOURCE SOCIETY


(SANJEEVA NARAYAN)
PARTNER

M.No. 084205
Place : New Delhi
Date: 25.10.2019




SECRETARY

COFN: 19084205 ANAANX 3354

SCHEDULES TO INCOME AND EXPENDITURE ACCOUNT FOR THE YEAR ENDED MARCH 31	2019	2018
Schedule 9: Donations		
Donation Against Books	60,177	47,380
Received from Other Organisation/s	426,746	734,313
Donation U/s 80G	88,809	110,000
Total	575,732	891,693
Schedule 10: Income from Investments		
Bank Interest (from MoDs)	281,292	268,964
	281,292	268,964
Schedule 11: Other Receipts		
Bank Interest	69,847	120,302
Membership Fees	-	5,600
Misc. Receipts	5,645	10,800
Contribution Received from Chaupal - for rent	184,153	189,310
	259,645	326,012
Schedule 12: Capacity Building Programme		
Action Against Malnutrition	-	1,485,667
Campaign on availability of free and essential medicines in the government health system in Chhattisgarh	-	236,279
Contribution of Civil Society to Health for All	-	51,157
Mainstreaming of crèches to reduce malnutrition in Odisha	7,394,571	2,607,248
International Conference on the Double Burden of Malnutrition	303,049	1,380,570
PHRS	-	35,278
Partnerships for Women's Empowerment & Rights (PoWER)	274,958	957,043
Partnerships for Rural Integrated Development and Empowerment (PRIDE)	618,245	2,643,285
World Breastfeeding Trends Initiative (WBTi)	25,370	-
Study on "Access of Particularly Vulnerable Tribal Groups (PVTGs) to health in Chhattisgarh and Jharkhand states of India"	-	41,766
National Health Assembly Expenses	710,639	-
Start-up	173,239	373,833
Strengthening Public Provisioning of Healthcare in India (National Foundation for India)	158,263	77,809
Study on "Assessment of Capacity Building of Frontline Workers in the ICDS in Odisha"	-	637,065
Women's Collective led process for Impacting Poverty and Malnourishment	-	481,078
	9,658,335	11,008,078
Schedule 13: Crèche Programme		
PHRS	80,013	-
Action Against Malnutrition	465,861	417,290
Crèche Programme APPI	18,679,780	2,802,310
	19,225,654	3,219,600



Schedule 14: Human Resource Cost

Action Against Malnutrition	1,629,315	1,925,508
Campaign on availability of free and essential medicines in the government health system in Chhattisgarh	197,600	432,712
Contribution of Civil Society to Health for All	175,000	59,500
Mainstreaming of crèches to reduce malnutrition in Odisha	14,561,970	6,203,723
PHRS	256,987	47,630
Partnerships for Women's Empowerment & Rights (PoWER)	1,129,774	5,096,951
Partnerships for Rural Integrated Development and Empowerment (PRIDE)	3,574,375	8,039,114
Strengthening for Children of Working Mothers in Bihar	-	60,000
Study on "Access of Particularly Vulnerable Tribal Groups (PVTGs) to health in Chhattisgarh and Jharkhand states of India"	-	10,000
Start-up	924,735	1,899,644
Strengthening Public Provisioning of Healthcare in India (National Foundation for India)	428,000	178,000
Study on "Assessment of Capacity Building of Frontline Workers in the ICDS in Odisha"	-	687,542
Women's Collective led process for Impacting Poverty and Malnourishment	-	2,103,123
	22,877,756	26,743,447

Schedule 15: Office Administration Cost

Action Against Malnutrition	61,402	422,616
Campaign on availability of free and essential medicines in the government health system in Chhattisgarh	750	95,560
Contribution of Civil Society to Health for All	-	43
Mainstreaming of crèches to reduce malnutrition in Odisha	2,398,811	3,100,909
Partnerships and Opportunities to Strengthen and Harmonize Actions for Nutrition in India (POSHAN)	72,600	-
PHRS	179,949	436,231
Partnerships for Women's Empowerment & Rights (PoWER)	208,467	1,068,518
Partnerships for Rural Integrated Development and Empowerment (PRIDE)	109,925	270,405
Study on "Access of Particularly Vulnerable Tribal Groups (PVTGs) to health in Chhattisgarh and Jharkhand states of India"	-	130
Start-up	140,501	115,733
Strengthening Public Provisioning of Healthcare in India (National Foundation for India)	176,704	84,758
Study on "Assessment of Capacity Building of Frontline Workers in the ICDS in Odisha"	-	162,389
Women's Collective led process for Impacting Poverty and Malnourishment	-	142,776
	3,349,109	5,900,068



Handwritten signature

Public Health Resource Society
C-14, Ground Floor, Hauz Khas, New Delhi - 110016

RECEIPT AND PAYMENTS ACCOUNT FOR THE YEAR ENDED MARCH 31,

Particulars	Schedule Nos	Amount in INR			
		2019		2018	
OPENING BALANCES					
Bank Balances	7	27,795,074		5,126,579	
Cash in Hand	7	9,450	27,804,524	16,692	5,143,271
RECEIPTS					
Restricted Project Fund	16	48,028,533		65,897,899	
Other Income	17	1,116,669	49,145,202	1,486,669	67,384,568
			76,949,725		72,527,839
PAYMENTS					
Recurring and Programme Expenditure					
Capacity Building Programme	12	9,658,335		11,008,078	
Crèche Running Programme	13	19,225,654		3,219,600	
Human Resource Cost	14	22,877,756		26,743,447	
Office Administration Cost	15	3,349,109	55,110,854	5,900,068	46,871,193
Capital Expenditure	8		2,588,326		3,051,508
Increase / Decrease in working capital	18		(3,484,506)		(5,199,386)
CLOSING BALANCES					
Cash in hand	7	12,977		9,450	
Bank Balance	7	22,722,074	22,735,051	27,795,074	27,804,524
			76,949,725		72,527,839

IN TERMS OF OUR REPORT OF EVEN DATE

FOR ASHWANI & ASSOCIATES
CHARTERD ACCOUNTANTS
(FRN : 000497N)


(SANJEEV NARAYAN)
PARTNER
M.No. 084205
Place : New Delhi
Date: 25.10.2019

UDFN: 19084205AAAANX3354

FOR PUBLIC HEALTH RESOURCE SOCIETY




SECRETARY

Public Health Resource Society
C-14, Ground Floor, Hauz Khas, New Delhi - 110016

**SCHEDULES TO RECEIPT AND PAYMENTS ACCOUNT
FOR THE YEAR ENDED MARCH 31**

2019

Schedule 16: Restricted Project Fund

Grant received during the year	47,231,976
Add: Interest Earned on restricted fund	836,557
Less: Grant Returned	40,000
Total	48,028,533

Schedule 17: Other Income

Donations	575,732
Income from Investments	281,292
Other Receipts	259,645
	1,116,669

Schedule 18: Increase / Decrease in working capital

	As on 31-3-2019	As on 3-2018	31- Increase / Decrease
Current Liability and Provision			
Expenses Payable / Outstanding Expenses	5,059,228	2,670,378	(2,388,850)
Sundry Creditor	510,904	903,978	393,074
Loan and Advances			
Loan and Advances	1,367,402	1,731,693	(364,291)
Sundry Debtor	1,095,253	45,282	1,049,971
Investments			
Under MoDs Scheme (in SBI)	3,231,946	5,406,356	(2,174,410)
			(3,484,506)



V - - - - -



Public Health Resource Society
C-14, Ground Floor, Hauz Khas, New Delhi - 110016

BALANCE SHEET AS AT MARCH 31,


Particulars	Schedule Nos	Amount in INR			
		2019		2018	
SOURCES OF FUNDS					
Corpus	1		6,000		6,000
Other Funds	2				
Assets fund (Own and from Restricted Fund)		6,967,743		5,182,948	
Un-restricted Fund		3,509,371	10,477,114	3,948,709	9,131,657
LIABILITIES					
Restricted Project Fund	3		19,337,038		27,451,678
CURRENT LIABILITIES AND PROVISIONS					
Current Liabilities	4		5,570,132		3,574,356
Total			35,390,283		40,163,691
APPLICATIONS OF FUNDS					
FIXED ASSETS					
Owned Assets	8	2,203,136	6,960,631	2,200,830	5,175,836
Assets from Restricted Fund		4,757,495	-	2,975,006	-
INVESTMENTS					
	5		3,231,946		5,406,356
CURRENT ASSETS, LOANDS AND ADVANCES					
Loans & Advances (Assets)	6	1,367,402		1,731,693	
Grant Receivables		1,095,253		45,282	
Cash & Bank Balances	7	22,735,051	25,197,706	27,804,524	29,581,499
Total			35,390,283		40,163,691

Notes forming integral part of financial statements

19

IN TERMS OF OUR REPORT OF EVEN DATE

FOR ASHWANI & ASSOCIATES
CHARTERD ACCOUNTANTS
(FRN : 000497N)


(SANJEEVA NARAYAN)
PARTNER

M.No. 084205


Place : New Delhi

Date: 25.10.2019

UDIN: 19084205AAAANX3354

FOR PUBLIC HEALTH RESOURCE SOCIETY





SECRETARY

Public Health Resource Society
C-14, Ground Floor, Hauz Khas, New Delhi - 110016

SCHEDULES TO BALANCE SHEET AS AT MARCH 31		2019	2018
Schedule 1: Corpus Funds			
Contribution from:			
Society Members		6,000	6,000
Total		6,000	6,000
Schedule 2: Other Funds			
	Balance as on April 1, 2018	Additions	Transfer/ Deletion/ Utilization/ Depreciaton
			Balance as on March 31, 2019
Capital Assets Fund:			
Owned Assets	2,200,830	51,973	49,667
Capital Assets from Restricted Fund:			
Community Programme (NSF)	23,275	-	1,616
AAM Project (Tata Trusts)	154,856	-	28,810
PoWER Project (PRADAN)	24,484	-	9,794
WCLPIPM (Under IKEA) (PRADAN)	49,848	-	19,939
PRIDE Project (PRADAN)	114,838	-	42,301
Health for All (ThoughtWorks)	8,400	-	3,360
Creche Programme (APPI)	2,606,417	2,536,353	648,044
	5,182,948	2,588,326	803,531
Un-restricted Fund	3,948,709	1,116,669	1,556,007
Total	9,131,657	3,704,995	2,359,538
Previous Year	5,762,010	4,538,177	1,168,530
Schedule 3: Liabilities			
Restricted Project Fund (Unutilised Fund)			
Opening Balance		27,451,678	10,957,341
Add: Additions		47,231,976	65,104,264
Add: Interest Earned on restricted fund		836,557	793,635
Less: Grant Returned		40,000	-
Less: Utilised during the year		53,554,847	46,352,054
Less: Assets fund (booked in Capital Assets Fund)		2,588,326	3,051,508
Closing Balance		19,337,038	27,451,678
Schedule 4: Current Liabilities			
Expenses Payable / Outstanding Expenses		5,059,228	2,670,378
Sundry Creditor		510,904	903,978
		5,570,132	3,574,356
Schedule 5: Investment			
Under MoDs Scheme (in SBI)		3,231,946	5,406,356
		3,231,946	5,406,356
Schedule 6: Loan and Advances			
Salary Advance to Staff		34,261	250,753
Advance to Party/ Vendor		63,750	306,054
Security Deposit		332,800	310,280
Amount recoverable in cash or kind		936,591	864,606
		1,367,402	1,731,693
Schedule 7: Cash and Bank Balances			
Cash in hand		12,977	9,450
Bank Balance		22,722,074	27,795,074
		22,735,051	27,804,524



V. K. Singh

Public Health Resource Society
C-14, Ground Floor, Hauz Khas, New Delhi - 110016
Schedule for Depreciation as per Income Tax Act from 1st April 2018 to 31st March 2019

Schedule 8 - Fixed Assets (Consolidated)

Sl. No.	Assets	Rate	WDV as on 01.04.2018	Addition > 180 Days	Addition < 180 Days	Total	Depreciation	WDV as on 31.03.2019
1	Computer & Accessories	40%	832,718	241,700	188,400	1,262,818	467,446	795,372
2	Furniture	10%	410,922	284,654	49,998	745,574	72,057	673,517
3	Office Equipment's	15%	616,862	813,296	387,271	1,817,429	243,570	1,573,859
4	MIS Software	25%	81,832	-	-	81,832	20,458	61,374
5	Community Assets	0%	1,417,502	-	571,034	1,988,536	-	1,988,536
5	Land and Building	0%	1,816,000	-	51,973	1,867,973	-	1,867,973
Total			5,175,836	1,339,650	1,248,676	7,764,162	803,531	6,960,631

PHRS

Sl. No.	Assets	Rate	WDV as on 01.04.2018	Addition > 180 Days	Addition < 180 Days	Total	Depreciation	WDV as on 31.03.2019
1	Computer & Accessories	40%	774	-	-	774	309	465
2	Furniture	10%	224,445	-	-	224,445	22,445	202,000
3	Office Equipment's	15%	129,906	-	-	129,906	19,487	110,419
4	Web Site -PHRS	25%	29,705	-	-	29,705	7,426	22,279
4	Land and Building (under construction)	0%	1,816,000	-	51,973	1,867,973	-	1,867,973
Total			2,200,830	-	51,973	2,252,803	49,667	2,203,136

Assets from NSF

Sl. No.	Assets	Rate	WDV as on 01.04.2018	Addition > 180 Days	Addition < 180 Days	Total	Depreciation	WDV as on 31.03.2019
1	Computer & Accessories	40%	-	-	-	-	-	-
2	Furniture	10%	16,163	-	-	16,163	1,616	14,547
3	Office Equipment's	15%	-	-	-	-	-	-
4	MIS Software	25%	-	-	-	-	-	-
Total			16,163	-	-	16,163	1,616	14,547

Assets from Tata Trusts

Sl. No.	Assets	Rate	WDV as on 01.04.2018	Addition > 180 Days	Addition < 180 Days	Total	Depreciation	WDV as on 31.03.2019
1	Computer & Accessories	40%	4,573	-	-	4,573	1,829	2,744
2	Furniture	10%	15,483	-	-	15,483	1,548	13,935
3	Office Equipment's	15%	82,673	-	-	82,673	12,401	70,272
4	MIS Software	25%	52,127	-	-	52,127	13,032	39,095
Total			154,856	-	-	154,856	28,810	126,046

Assets from PoWER Project (PRADAN)

Sl. No.	Assets	Rate	WDV as on 01.04.2018	Addition > 180 Days	Addition < 180 Days	Total	Depreciation	WDV as on 31.03.2019
1	Computer & Accessories	40%	24,484	-	-	24,484	9,794	14,690
2	Furniture	10%	-	-	-	-	-	-
3	Office Equipment's	15%	-	-	-	-	-	-
4	MIS Software	25%	-	-	-	-	-	-
Total			24,484	-	-	24,484	9,794	14,690

Assets from ThoughtWorks

Sl. No.	Assets	Rate	WDV as on 01.04.2018	Addition > 180 Days	Addition < 180 Days	Total	Depreciation	WDV as on 31.03.2019
1	Computer & Accessories	40%	8,400	-	-	8,400	3,360	5,040
2	Furniture	10%	-	-	-	-	-	-
3	Office Equipment's	15%	-	-	-	-	-	-
4	MIS Software	25%	-	-	-	-	-	-
Total			8,400	-	-	8,400	3,360	5,040



Assets from WCLPIM (Under IKEA) (PRADAN)

Sl. No.	Assets	Rate	WDV as on 01.04.2018	Addition > 180 Days	Addition < 180 Days	Total	Depreciation	WDV as on 31.03.2019
1	Computer & Accessories	40%	49,848	-	-	49,848	19,939	29,909
2	Furniture	10%	-	-	-	-	-	-
3	Office Equipment's	15%	-	-	-	-	-	-
4	MIS Software	25%	-	-	-	-	-	-
Total			49,848	-	-	49,848	19,939	29,909


Assets from PRIDE Project (PRADAN)

Sl. No.	Assets	Rate	WDV as on 01.04.2018	Addition > 180 Days	Addition < 180 Days	Total	Depreciation	WDV as on 31.03.2019
1	Computer & Accessories	40%	100,303	-	-	100,303	40,121	60,182
2	Furniture	10%	-	-	-	-	-	-
3	Office Equipment's	15%	14,535	-	-	14,535	2,180	12,355
4	MIS Software	25%	-	-	-	-	-	-
Total			114,838	0	-	114,838	42,301	72,537

Assets from Crèche Programme (APPI)

Sl. No.	Assets	Rate	WDV as on 01.04.2018	Addition > 180 Days	Addition < 180 Days	Total	Depreciation	WDV as on 31.03.2019
1	Computer & Accessories	40%	644,336	241,700	188,400	1,074,436	392,094	682,342
2	Furniture	10%	154,831	284,654	49,998	489,483	46,448	443,035
3	Office Equipment's	15%	389,748	813,296	387,271	1,590,315	209,502	1,380,813
4	MIS Software	25%	-	-	-	-	-	-
5	Community Assets	0%	1,417,502	-	571,034	1,988,536	-	1,988,536
Total			2,606,417.00	1,339,650	1,196,703	5,142,770	648,044	4,494,726

IN TERMS OF OUR REPORT OF EVEN DAT
FOR ASHWANI & ASSOCIATES
CHARTERD ACCOUNTANTS
(FRN : 000497N)


(SANJEEVA NARAYAN)
PARTNER
M.No. 084205
Place : New Delhi
Date: 25/10/2019



FOR PUBLIC HEALTH RESOURCE SOCIETY




(SECRETARY)

UDFN: 19064205 AAAANX3354