


Public Health Resource Society
C-14, Ground Floor, Hauz Khas, New Delhi - 110016
Foreign Funds (FCRA)
BALANCE SHEET AS AT MARCH 31

Particulars	Schedule Nos	Amount in INR			
		2025		2024	
SOURCES OF FUNDS					
Corpus	1		-		-
Other Funds	2				
Assets fund (Own and from Restricted Fund)		1,02,670		1,37,491	
Un-restricted Fund		8,88,024	9,90,694	8,28,649	9,66,140
LIABILITIES					
Restricted Fund	3	-		-	
		22,06,975	22,06,975	27,97,289	27,97,289
CURRENT LIABILITIES AND PROVISIONS					
Current Liabilities	4		25,000	-	-
Total			32,22,668		37,63,429
APPLICATIONS OF FUNDS					
FIXED ASSETS	8		1,02,670		1,37,491
Owned Assets		-		-	
Assets from Restricted Fund		1,02,670	-	1,37,491	-
INVESTMENTS	5		-		-
CURRENT ASSETS, LOANDS AND ADVANCES					
Loans & Advances (Assets)	6	4,52,422		4,52,422	
Grant Receivables		-		-	
Cash & Bank Balances	7	26,67,576	31,19,998	31,73,516	36,25,938
Total			32,22,668		37,63,429

As per our Report of even date


For V. K. Sabharwal & Co.
Chartered Accountants
FRN: 016438N



CA Vinod Kumar Sabharwal
Proprietor
M.No. 097093
UDIN: 25097093BMIJDK6897
Place New Delhi
Date: 12th December 2025



For Public Health Resource Society


Dr. Rupa Prasad
Secretary
Public Health Resource Society




Thomas Mathews
Treasurer
Public Health Resource Society

Public Health Resource Society
C-14, Ground Floor, Hauz Khas, New Delhi - 110016

SCHEDULES TO BALANCE SHEET AS AT MARCH 31 2025 2024

Schedule 1: Corpus Funds

Contribution from:
Society Members

Total

- -

Schedule 2: Other Funds	Balance as on April 1, 2024	Additions	Transfer/ Deletion/ Utilization/ Depreciaton	Balance as on March 31, 2025
-------------------------	-----------------------------	-----------	----------------------------------------------	------------------------------

Capital Assets Fund:

Owned Assets

- - - -

Capital Assets from Restricted Fund:

PoWER Project (PRADAN)	1,142	-	457	685
WCLPIPM (Under IKEA) (PRADAN)	2,326	-	930	1,396
PRIDE Project (PRADAN)	10,161	-	2,694	7,467
Health for All (ThoughtWorks)	392	-	157	235
TDH	1,23,470	-	30,583	92,887
Total	1,37,491	-	34,821	1,02,670

Un-Restricted Funds

8,28,649 61,031 1,656 8,88,024

Previous Year

Schedule 3: Liabilities

Unutilised Fund

	PHRS	TDH	Jhpiego	Total
Opening Balance	8,28,649	13,72,246	14,25,044	36,25,939
Add: Additions	-	1543042.38	0	15,43,042
Add: Interest Earned on restricted fund	61,031	-	-	61,031
Less: Grant Returned	-	-	-	-
Less: Utilised during the year	1,656	21,33,358	0	21,35,014
Less: Assets fund (booked in Capital Assets Fund)	-	-	-	-
Less: Previous Years Settlements	-	-	-	-
Closing Balance	8,88,024	7,81,931	14,25,044	30,94,999

Schedule 4: Current Liabilities

Inter Unit Transfer
Expenses Payable / Outstanding Expenses
Sundry Creditor
PHRS Delhi
Advance from PHRS

- 25,000 - -
25,000 -

Schedule 5: Investment

Under MoDs Scheme (in SBI)

- -

Schedule 6: Loan and Advances

Salary Advance to Staff
Advance to Party/ Vendor
Security Deposit
Balance with revenue authority

- - -
4,52,422 4,52,422

Schedule 7: Cash and Bank Balances

Cash in hand
Bank Balance

- 26,67,576 31,73,516
26,67,576 **31,73,516**



(Signature)
Public Health Resource Society
New Delhi

(Signature)

Schedule 8 - Fixed Assets (Consolidated)

Sl. No.	Assets	Rate	WDV as on 01.04.2024			Addition > 180 Days			Addition < 180 Days			Sale			Total			Depreciation			WDV as on 31.03.2025		
			Delhi	Orissa	Chhattisga rh	Delhi	Chhattisga rh	Total	Delhi	Chhattisga rh	Total	Delhi	Chhattisga rh	Total	Delhi	Chhattisga rh	Total	Delhi	Chhattisga rh	Total	Delhi	Chhattisga rh	Total
			1	Computer & Accessories	0	61,338	-	-	61,338	-	-	-	-	-	-	-	-	-	-	61,338	24,536	-	24,536
2	Furniture	0	22,756	-	-	22,756	-	-	-	-	-	-	-	-	-	-	22,756	2,276	-	2,276	20,480	-	20,480
3	Office Equipment's	0	53,397	-	-	53,397	-	-	-	-	-	-	-	-	-	-	53,397	8,009	-	8,009	45,388	-	45,388
4	MIS Software	0	-	-	-	-	-	-	-	-	-	-	-	-	-	-	-	-	-	-	-	-	-
Total			1,37,491	-	-	1,37,491	-	-	-	-	-	-	-	-	-	-	1,37,491	34,821	-	34,821	1,02,670	-	1,02,670

Assets from PoWER Project (PRADAN)

Sl. No.	Assets	Rate	WDV as on 01.04.2024			Addition > 180 Days			Addition < 180 Days			Sale			Total			Depreciation			WDV as on 31.03.2025		
			Delhi	Orissa	Chhattisga rh	Delhi	Chhattisga rh	Total	Delhi	Chhattisga rh	Total	Delhi	Chhattisga rh	Total	Delhi	Chhattisga rh	Total	Delhi	Chhattisga rh	Total	Delhi	Chhattisga rh	Total
			1	Computer & Accessories	0	1,142	-	-	1,142	-	-	-	-	-	-	-	-	-	-	1,142	457	-	457
2	Furniture	0	-	-	-	-	-	-	-	-	-	-	-	-	-	-	-	-	-	-	-	-	-
3	Office Equipment's	0	-	-	-	-	-	-	-	-	-	-	-	-	-	-	-	-	-	-	-	-	-
4	MIS Software	0	-	-	-	-	-	-	-	-	-	-	-	-	-	-	-	-	-	-	-	-	-
Total			1,142	-	-	1,142	-	-	-	-	-	-	-	-	-	-	1,142	457	-	457	685	-	685

Assets from ThoughtWorks

Sl. No.	Assets	Rate	WDV as on 01.04.2024			Addition > 180 Days			Addition < 180 Days			Sale			Total			Depreciation			WDV as on 31.03.2025		
			Delhi	Orissa	Chhattisga rh	Delhi	Chhattisga rh	Total	Delhi	Chhattisga rh	Total	Delhi	Chhattisga rh	Total	Delhi	Chhattisga rh	Total	Delhi	Chhattisga rh	Total	Delhi	Chhattisga rh	Total
			1	Computer & Accessories	0	392	-	-	392	-	-	-	-	-	-	-	-	-	-	392	157	-	157
2	Furniture	0	-	-	-	-	-	-	-	-	-	-	-	-	-	-	-	-	-	-	-	-	-
3	Office Equipment's	0	-	-	-	-	-	-	-	-	-	-	-	-	-	-	-	-	-	-	-	-	-
4	MIS Software	0	-	-	-	-	-	-	-	-	-	-	-	-	-	-	-	-	-	-	-	-	-
Total			392	-	-	392	-	-	-	-	-	-	-	-	-	-	392	157	-	157	235	-	235

[Handwritten Signature]



Assets from WCLPIM (Under IKEA) (PRADAN)

Sl. No.	Assets	Rate	WDV as on 01.04.2024			Addition > 180 Days			Addition < 180 Days			Sale			Total			Depreciation			WDV as on 31.03.2025				
			Delhi	Orissa	Total	Delhi	Chhattisgarh	Total	Delhi	Chhattisgarh	Total	Delhi	Chhattisgarh	Total	Delhi	Chhattisgarh	Total	Delhi	Chhattisgarh	Total	Delhi	Chhattisgarh	Total		
			1	Computer & Accessories	0	2,326	-	2,326	-	-	-	-	-	-	-	-	-	-	-	-	-	-	930	-	930
2	Furniture	0	-	-	-	-	-	-	-	-	-	-	-	-	-	-	-	-	-	-	-	-	-	-	-
3	Office Equipment's	0	-	-	-	-	-	-	-	-	-	-	-	-	-	-	-	-	-	-	-	-	-	-	-
4	MIS Software	0	-	-	-	-	-	-	-	-	-	-	-	-	-	-	-	-	-	-	-	-	-	-	-
Total			2,326	-	2,326	-	-	-	-	-	-	-	-	-	-	-	-	-	-	930	-	930	1,396	-	1,396

Assets from PRIDE Project (PRADAN)

Sl. No.	Assets	Rate	WDV as on 01.04.2024			Addition > 180 Days			Addition < 180 Days			Sale			Total			Depreciation			WDV as on 31.03.2025					
			Delhi	Orissa	Total	Delhi	Chhattisgarh	Total	Delhi	Chhattisgarh	Total	Delhi	Chhattisgarh	Total	Delhi	Chhattisgarh	Total	Delhi	Chhattisgarh	Total	Delhi	Chhattisgarh	Total			
			1	Computer & Accessories	0	4,679	-	4,679	-	-	-	-	-	-	-	-	-	-	-	-	-	-	-	-	-	-
2	Furniture	0	-	-	-	-	-	-	-	-	-	-	-	-	-	-	-	-	-	-	-	-	-	-	-	-
3	Office Equipment's	0	5,482	-	5,482	-	-	-	-	-	-	-	-	-	-	-	-	-	-	-	-	-	-	-	-	
4	MIS Software	0	-	-	-	-	-	-	-	-	-	-	-	-	-	-	-	-	-	-	-	-	-	-	-	
Total			10,161	-	10,161	-	-	-	-	-	-	-	-	-	-	-	-	-	-	10,161	2,694	2,694	7,467	-	7,467	

Assets from TDH

Sl. No.	Assets	Rate	WDV as on 01.04.2024			Addition > 180 Days			Addition < 180 Days			Sale			Total			Depreciation			WDV as on 31.03.2025				
			Delhi	Orissa	Total	Delhi	Chhattisgarh	Total	Delhi	Chhattisgarh	Total	Delhi	Chhattisgarh	Total	Delhi	Chhattisgarh	Total	Delhi	Chhattisgarh	Total	Delhi	Chhattisgarh	Total		
			1	Computer & Accessories	0	52,799	-	52,799	-	-	-	-	-	-	-	-	-	-	-	-	-	-	-	-	-
2	Furniture	0	22,756	-	22,756	-	-	-	-	-	-	-	-	-	-	-	-	-	-	-	-	-	-	-	-
3	Office Equipment's	0	47,915	-	47,915	-	-	-	-	-	-	-	-	-	-	-	-	-	-	-	-	-	-	-	-
4	MIS Software	0	-	-	-	-	-	-	-	-	-	-	-	-	-	-	-	-	-	-	-	-	-	-	-
Total			1,23,470	-	1,23,470	-	-	-	-	-	-	-	-	-	-	-	-	-	-	1,23,470	30,583	30,583	92,887	-	92,887



Rupeshwar


Public Health Resource Society
C-14, Ground Floor, Hauz Khas, New Delhi - 110016
Foreign Funds (FCRA)

INCOME AND EXPENDITURE ACCOUNT FOR THE YEAR ENDED MARCH 31,

Particulars	Schedule Nos	Amount in INR	
		2025	2024
INCOME			
Grant Received	9	15,43,042	38,29,023
Bank Interest on Specific Grants	9	-	-
Income from Investments	10	-	-
Bank Interest on Un-Restricted Funds	11	61,031	70,321
		16,04,073	38,99,344
EXPENDITURE			
Direct Programme Related Expenses			
Capacity Building & Research Programme	12	8,80,566	12,30,420
Human Resource Cost-Programme	14	9,09,506	12,12,700
Capital Expenditure-For Programme	8	-	75,754
Other Administrative Expenditures			
Office Administration Cost	15	3,44,942	4,58,961
		21,35,014	29,77,835
Non-Cash Charges			
Depreciation for the year	8	34,821	46,943
Less: Met out from capital fund		(34,821)	(46,943)
		-	-
Less: Met out from Restricted Fund		(21,33,358)	(13,028)
Excess of Income Over Expenditure for the year		(5,30,941)	9,21,509

As per our Report of even date


For V. K. Sabharwal & Co.
Chartered Accountants
FRN: 016438N




CA Vinod Kumar Sabharwal
Proprietor
M.No. 097093
UDIN: 25097093BMIJDK6897
Place New Delhi
Date: 12th December 2025



For Public Health Resource Society


Dr. Rupa Prasad
Secretary
Public Health Resource Society




Thomas Mathews
Treasurer
Public Health Resource Society

Public Health Resource Society
C-14, Ground Floor, Hauz Khas, New Delhi - 110016

SCHEDULES TO INCOME AND EXPENDITURE ACCOUNT FOR THE YEAR ENDED MARCH 31	2025	2024
Schedule 9: Donations & Grants		
Donation Against Books	-	
Specific Grants	15,43,042	38,29,023
Donation U/s 80G	-	
Bank Interest on Specific Grants	-	-
Total	15,43,042	38,29,023
Schedule 10: Income from Investments		
Bank Interest (from MoDs)	-	-
Schedule 11: Other Receipts		
Bank Interest	61031	70,321
Balance W/off	-	-
	61,031	70,321
Schedule 12: Capacity Building & Research Programme		
Program Cost TDH	8,80,566	11,34,904
Program Cost Jhapiego	-	95,516
	8,80,566	12,30,420
Schedule 14: Human Resource Cost-Programme		
Human Resources Cost- Programme- TDH	9,09,506	8,07,618
Human Resources Cost- Programme- Jhaipego	-	4,05,082
	9,09,506	12,12,700
Schedule 15: Office Administration Cost		
Overhead Cost Jhpiego	-	41,791
Admin Cost of TDH	2,05,286	1,88,714
Overheads - PHRS	1,656	13,028
Human Resources Cost- Admin- TDH	1,38,000	1,38,000
Human Resources Cost- Admin- Jhaipego	-	77,428
	3,44,942	4,58,961



Rupakhand
Public Health Resource Society
New Delhi

Public Health Resource Society
C-14, Ground Floor, Hauz Khas, New Delhi - 110016
Foreign Funds (FCRA)

RECEIPT AND PAYMENTS ACCOUNT FOR THE YEAR ENDED MARCH 31,

Particulars	Schedule Nos	Amount in INR			
		2025		2024	
OPENING BALANCES					
Bank Balances	7	31,73,516		22,89,137	
Cash in Hand	7	-	31,73,516	-	22,89,137
RECEIPTS					
Restricted Project Fund	16	15,43,042		3829023	
Other Income- Bank Interest	17	61,031	16,04,073	70321	38,99,344
			47,77,589		61,88,481
PAYMENTS					
Direct Programme Related Expenses					
Capacity Building Research Programme	12	8,80,566		12,30,420	
Human Resource Cost-Programme	14	9,09,506		12,12,700	
Capital Expenditure-For Programme	8	-		75,754	
Other Administrative Expenditures					
Office Administration Cost	15	3,19,942	21,10,014	4,58,960	29,77,834
Previous Year Expenses & Creditor Paid off	18		-		37,131
CLOSING BALANCES					
Cash in hand	7	-			
Bank Balance	7	26,67,576	26,67,576		31,73,516
			47,77,589		61,88,481

As per our Report of even date

For V. K. Sabharwal & Co.
Chartered Accountants
FRN: 016438N

CA Vinod Kumar Sabharwal
Proprietor
M.No. 097093
UDIN: 25097093BMIJDK6897
Place New Delhi
Date: 12th December 2025



For Public Health Resource Society

Dr. Rupa Prasad
Secretary
Public Health Resource Society

Thomas Mathews
Treasurer
Public Health Resource Society



Public Health Resource Society
C-14, Ground Floor, Hauz Khas, New Delhi - 110016

SCHEDULES TO RECEIPT AND PAYMENTS ACCOUNT FOR THE YEAR ENDED MARCH 31

2025 2024

Schedule 16: Restricted Project Fund

Grant received during the year	15,43,042	3829023
Add: Interest Earned on restricted fund	-	-
Less: Grant Returned	-	-
Total	15,43,042	38,29,023

Schedule 17: Other Income

Donations	-	-
Income from Investments	-	-
Bank Interest	61,031	70,321
	61,031	70,321

Schedule 18: Increase / Decrease in working capital

	As on 31-3-2025	As on 31-3-2024	Increase / Decrease
Current Liability and Provision			
Expenses Payable / Outstanding Expenses	25,000	-	(25,000)
Sundry Creditor	-	-	-
Loan and Advances			
Loan and Advances	4,52,422	452422	-
Sundry Debtor	-	-	-
Inter Unit Transfer	-	-	-
Investments			
Under MoDs Scheme (in SBI)	-	-	-
			(25,000)



Rupakhand
Public Health Resource Society
New Delhi